



HAL
open science

Chemical modifications induced by ionizing radiations on polymers the specificity of Swift Heavy Ions (SHI)

M. Ferry, S. Esnouf, Y. Ngonon, E. Balanzat

► To cite this version:

M. Ferry, S. Esnouf, Y. Ngonon, E. Balanzat. Chemical modifications induced by ionizing radiations on polymers the specificity of Swift Heavy Ions (SHI). 19ème Colloque GANIL - 19th Colloque GANIL 2015, Oct 2015, Anglet, France. hal-02445720

HAL Id: hal-02445720

<https://hal-cea.archives-ouvertes.fr/hal-02445720>

Submitted on 20 Jan 2020

HAL is a multi-disciplinary open access archive for the deposit and dissemination of scientific research documents, whether they are published or not. The documents may come from teaching and research institutions in France or abroad, or from public or private research centers.

L'archive ouverte pluridisciplinaire **HAL**, est destinée au dépôt et à la diffusion de documents scientifiques de niveau recherche, publiés ou non, émanant des établissements d'enseignement et de recherche français ou étrangers, des laboratoires publics ou privés.

DE LA RECHERCHE À L'INDUSTRIE

cea den

Chemical modifications induced by ionizing radiations on polymers: the specificity of Swift Heavy Ions (SHI)

M. Ferry¹, S. Esnouf¹, Y. Ngono-Ravache², E. Balanzat²

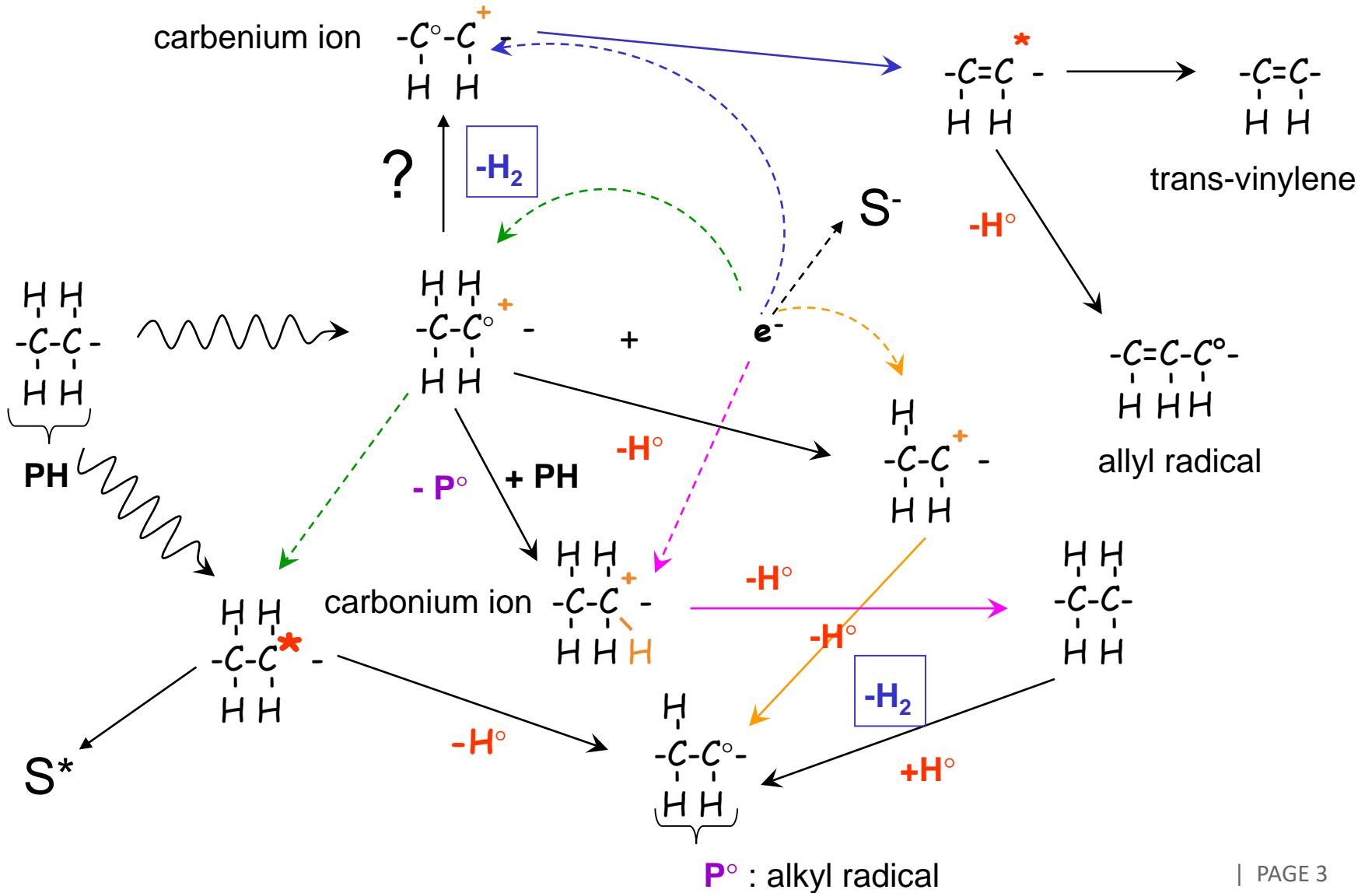
¹ CEA, DEN, DPC, SECR, LRMO, F-91191 Gif-sur-Yvette, France.

² CIMAP, UMR CEA-CNRS-ENSICAEN-UCBN, BP 5133, F-14070 Caen cedex 5, France.

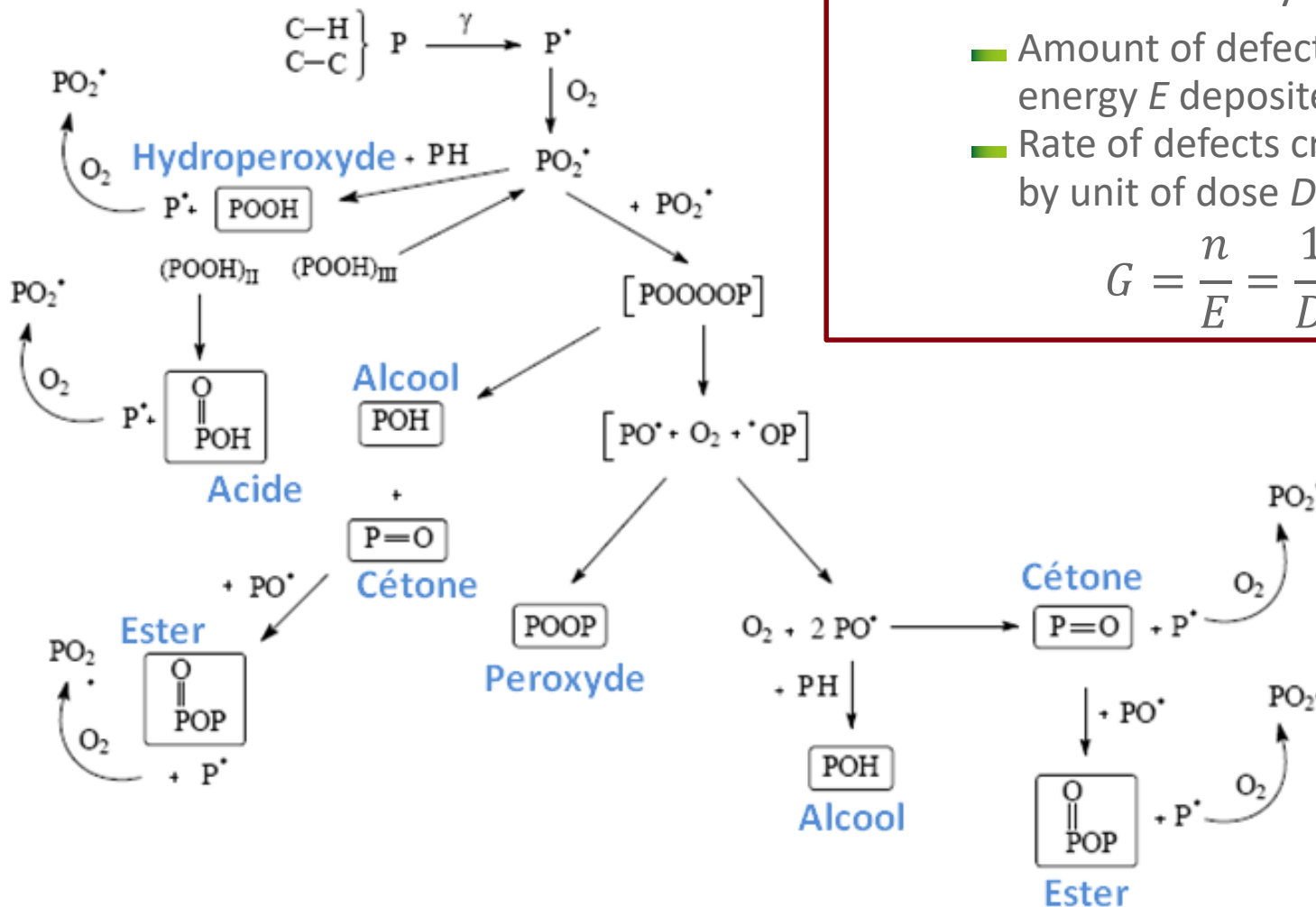
Ionizing radiations effects on polymers

General items

Radiation - organic matter interaction: primary processes (PE example)



Radiation - organic matter interaction: secondary processes in presence of oxygen



■ Radiation chemical yield G (10^{-7} mol/J) :

- Amount of defects n created by unit of energy E deposited into the material
- Rate of defects creation dn/dt created by unit of dose D deposited

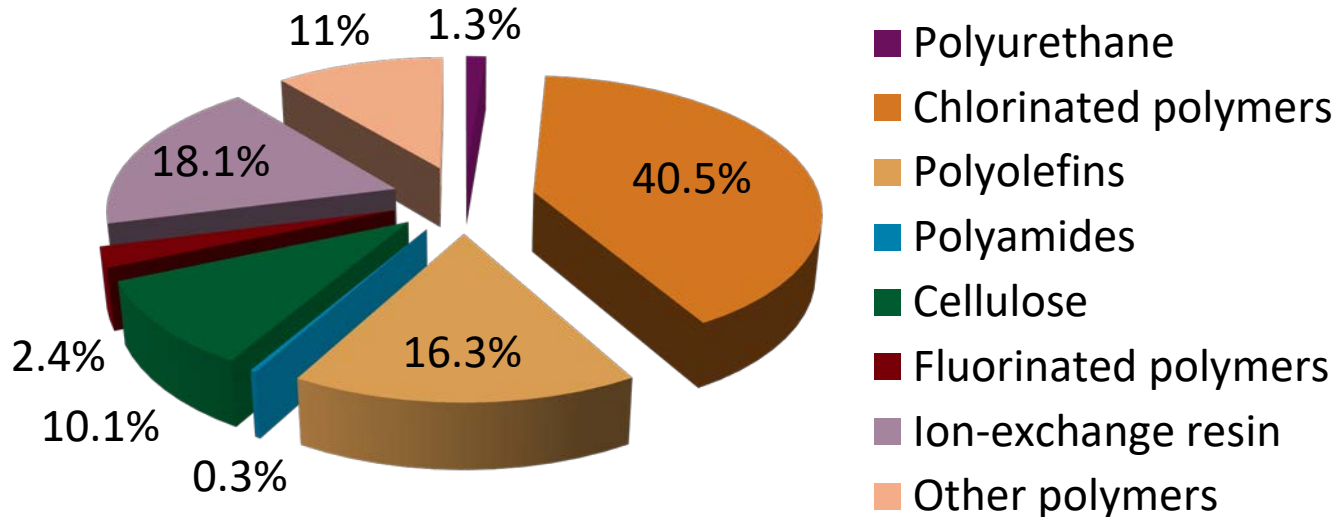
$$G = \frac{n}{E} = \frac{1}{D} \cdot \frac{dn}{dt}$$

- Molecular changes observed in a polymer due to ionizing rays
 - Emission of volatile compounds (H_2 , CO, CO_2 , CH_4 ...),
 - Creation of unsaturations and other molecular bonds and of low molecular weight molecules (alcohols, carboxylic acids...),
 - Crosslinking and chain scissions.

- All these molecular changes are dependent of the structure of the polymer and of the irradiation conditions
 - Polymer structure parameters
 - Repetition unit (side-chain groups)
 - Crystallinity
 - ...
 - Irradiation conditions
 - Dose and dose rate
 - Surrounding atmosphere (inert or oxidative)
 - Irradiation temperature
 - **Linear Energy Transfer (γ -rays, electrons vs SHI)**
 - ...

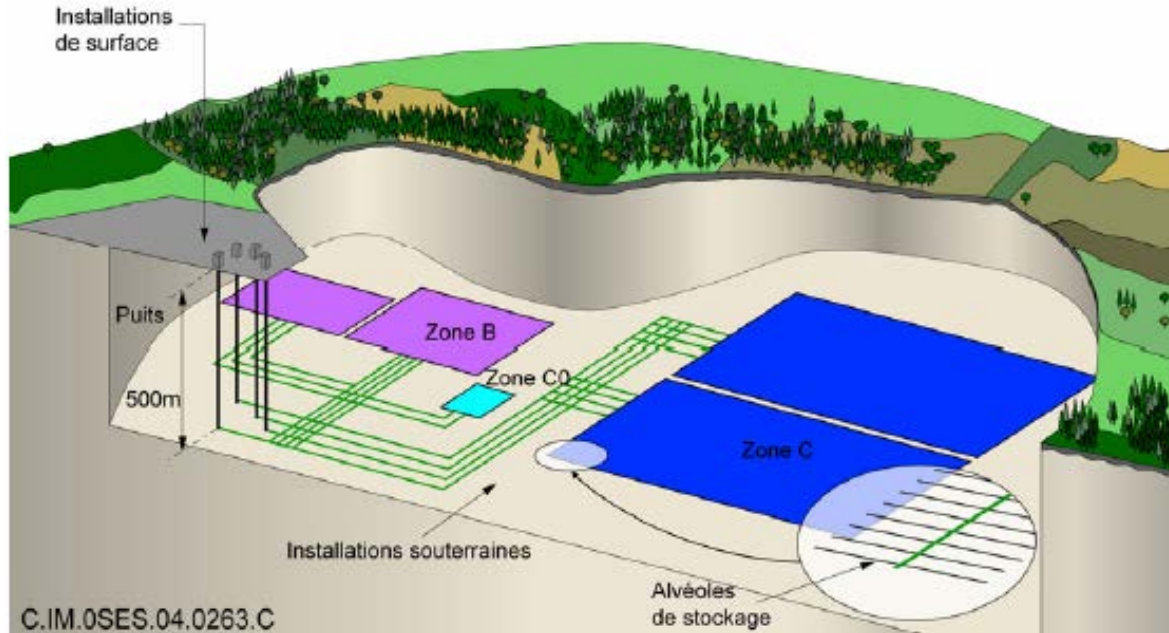
What about the SHI in the nuclear industry context ?

Polymers widely used in nuclear industry



- Intermediate Level Long Lived Waste packages (IL-LLW) : various organic materials, including polymers, in presence of radionuclides
 - Dose received ≈ 10 MGy or even higher when in contact with PuO_2 pellet
- Objective: find a solution for the packages disposal
 - France: projected of a deep underground geological repository

Deep underground geological repository



- 500-meter deep and around 300 years of use to fill the cells before the supposed closing of the repository
- Different phases risks
 - During the opened filling period
 - Risks issued from gas emission (inflammation, corrosion, carbonation...)
 - After closure
 - Irradiated polymers leaching and radionuclides (RN) complexation risk

Organic material and radionuclides (RN) in the ILLW packages : α and β/γ emitters

Understanding of the becoming of organic materials in the nuclear waste containers over several hundreds of years (\approx tens / hundreds of MGy)

Emitters simulation

β/γ emitters : γ irradiations using ^{60}Co and ^{137}Cs sources (0.3 to 0.7 $\text{kGy}\cdot\text{h}^{-1}$)

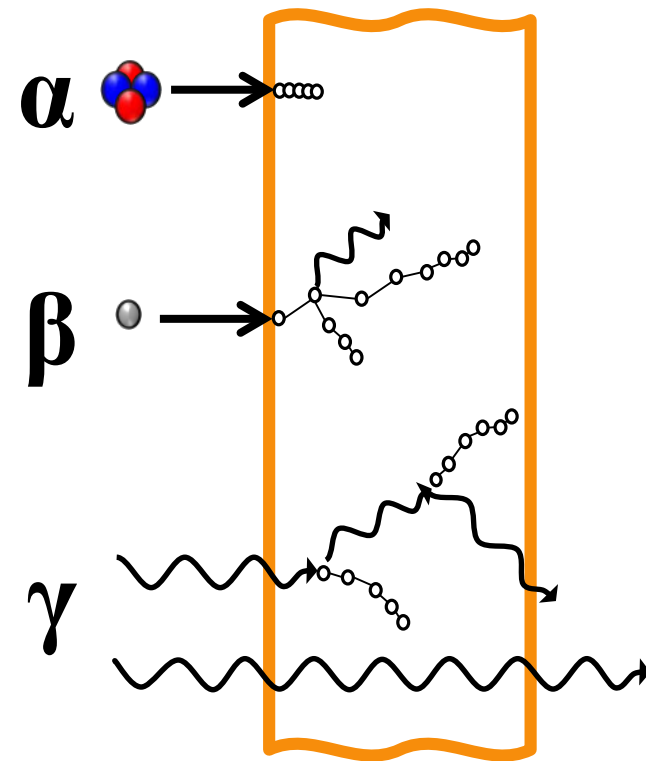
α emitters :

- Irradiations of simulation, using C and Ar ions
(≈ 500 $\text{kGy}\cdot\text{h}^{-1}$, at GANIL, Caen, France)

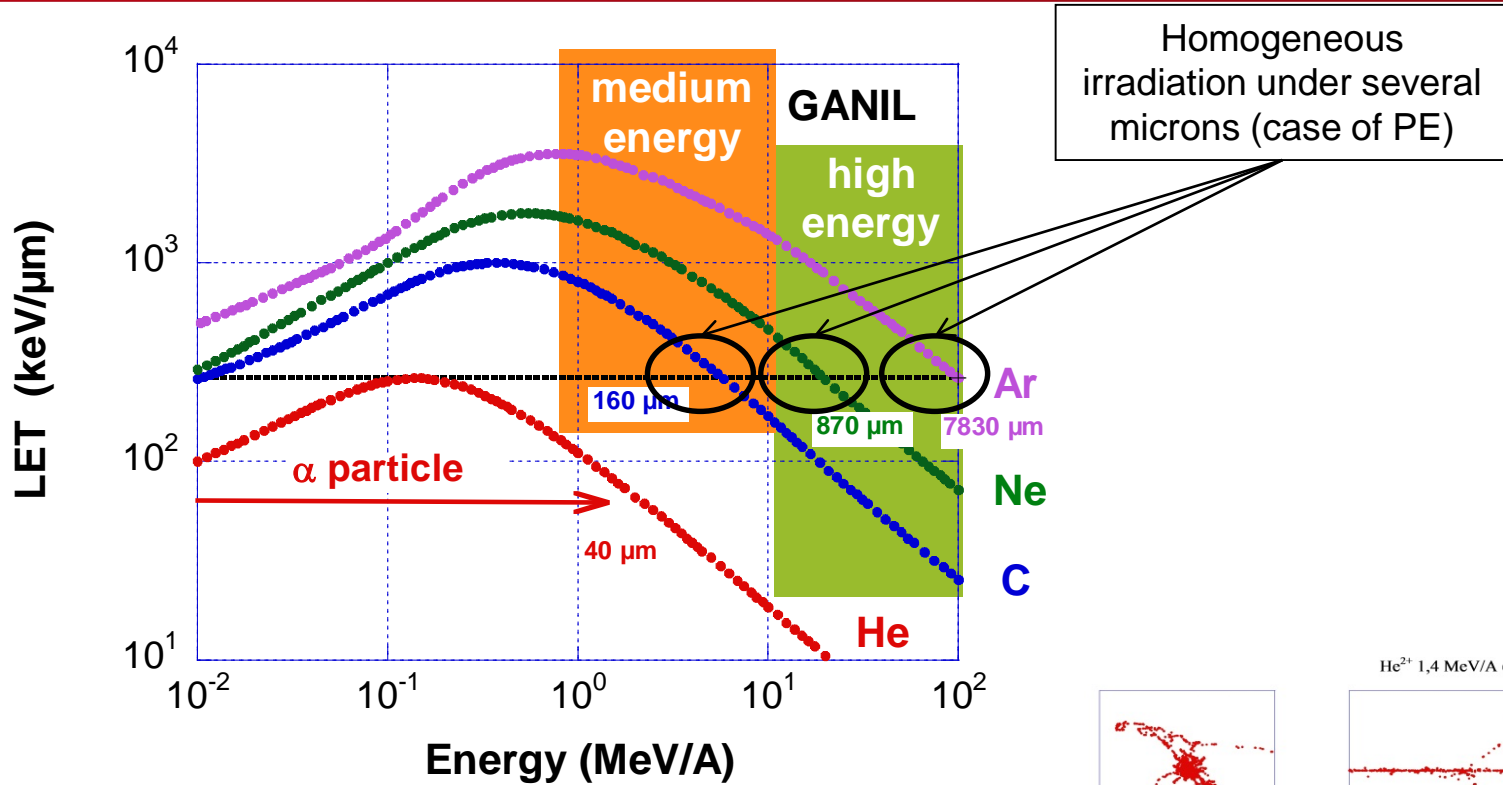
Estimation of the H_2 (and other gases) evolution as a function of the

Irradiation type

Dose



Ion beams to simulate α irradiations ?

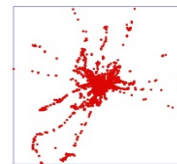
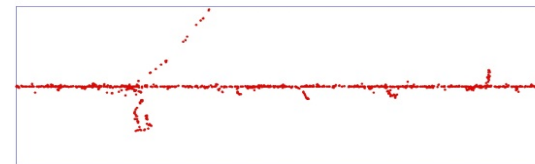


Why SHI instead of α ?

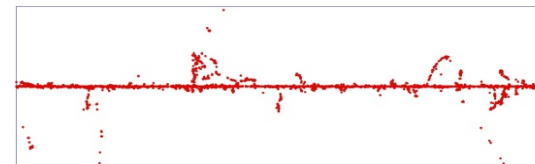
- LET equivalent to radionuclides-emitted α
- Higher penetration range



He²⁺ 1,4 MeV/A (5,6 MeV)



Ar¹⁸⁺ 95 MeV/A (3,4 GeV)



Ionizing radiations effects on polymers

***The Swift Heavy Ions (SHI)
specificity***

What about the SHI specificity ?

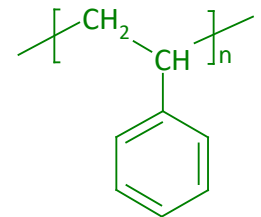
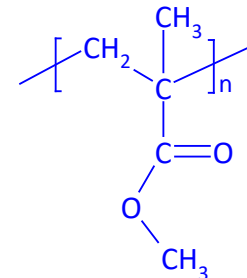
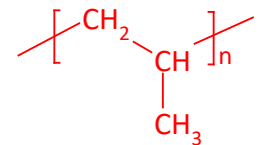
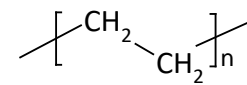
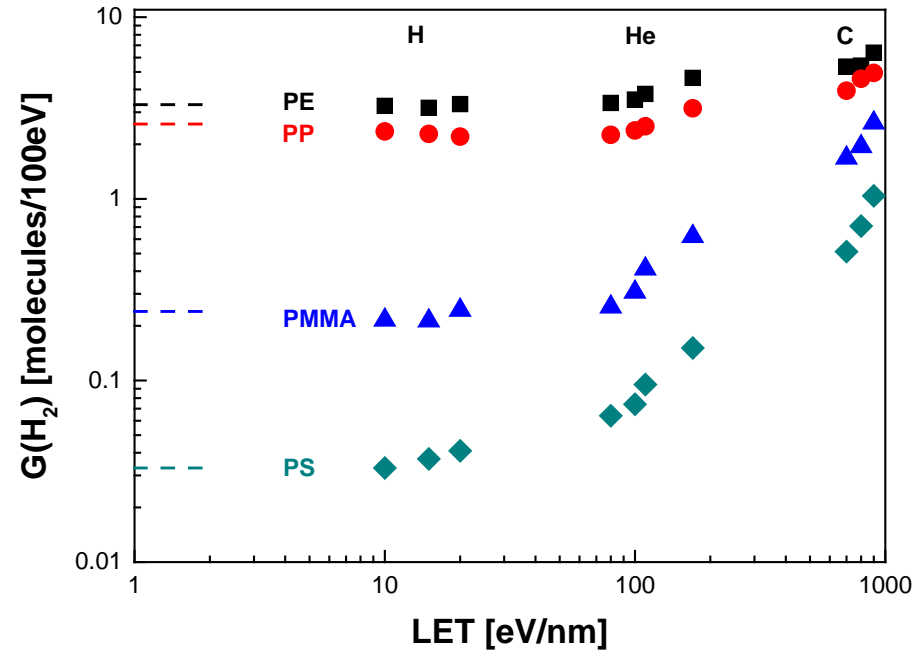
Hydrogen emission

H₂ emission as a function of the LET of the particles and of the polymer structure

- Almost independent of the LET in aliphatic polymers
- LET threshold observed in case of polystyrene
 - More radiation resistant, under low-ionizing rays, than polyethylene
 - Radiation-resistance lost above the LET threshold, due to ring opening

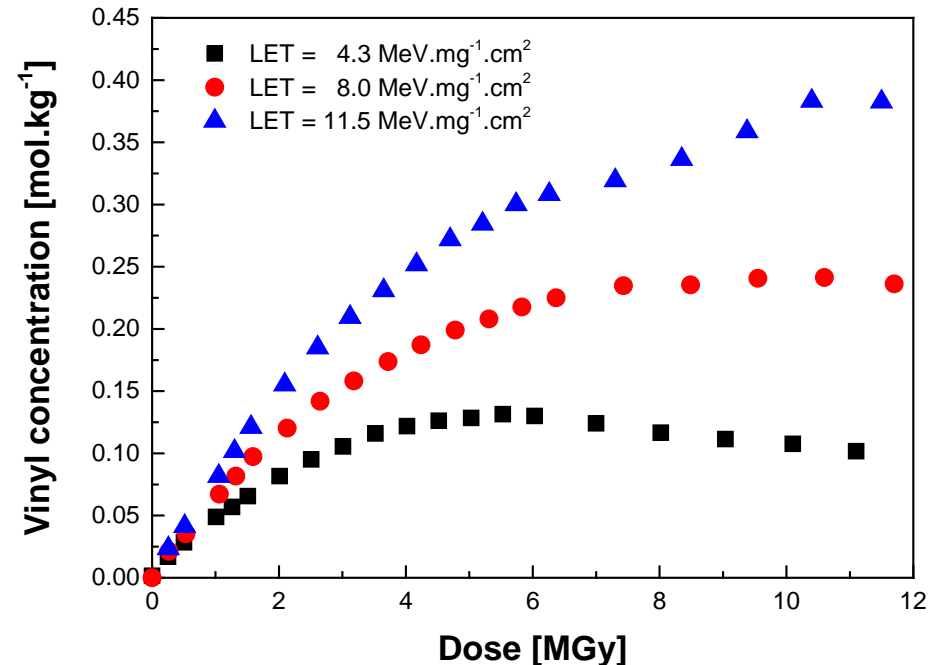
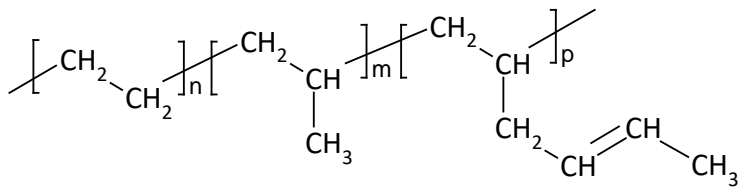
At the highest LET, H₂ emission from PE and PS equivalent

- Radiation-resistance conferred by the aromatic ring lost



Unsaturated bonds creation

- Almost no effect on *trans*-vinylene, vinylidene and *trans-trans*-diene formation from polyethylene
- Specificity of the vinyl bonds
 - Signature of the main chain scission
 - => necessity of high ionizations/excitations density
 - Vinyl concentration increases from low-ionizing radiation to SHI and with LET



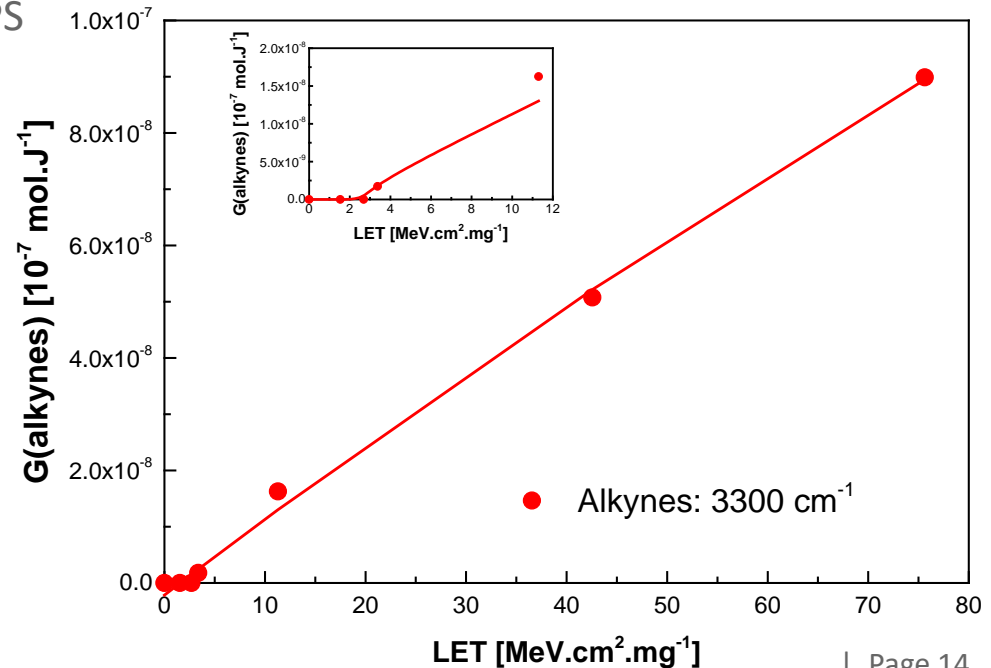
What about the SHI specificity ?

New bonds specific to SHI formation

- New bonds specific to SHI => LET threshold
 - Triple bonds: alkynes, cyanates...
 - Cumulated double bonds: allenes, isocyanates...

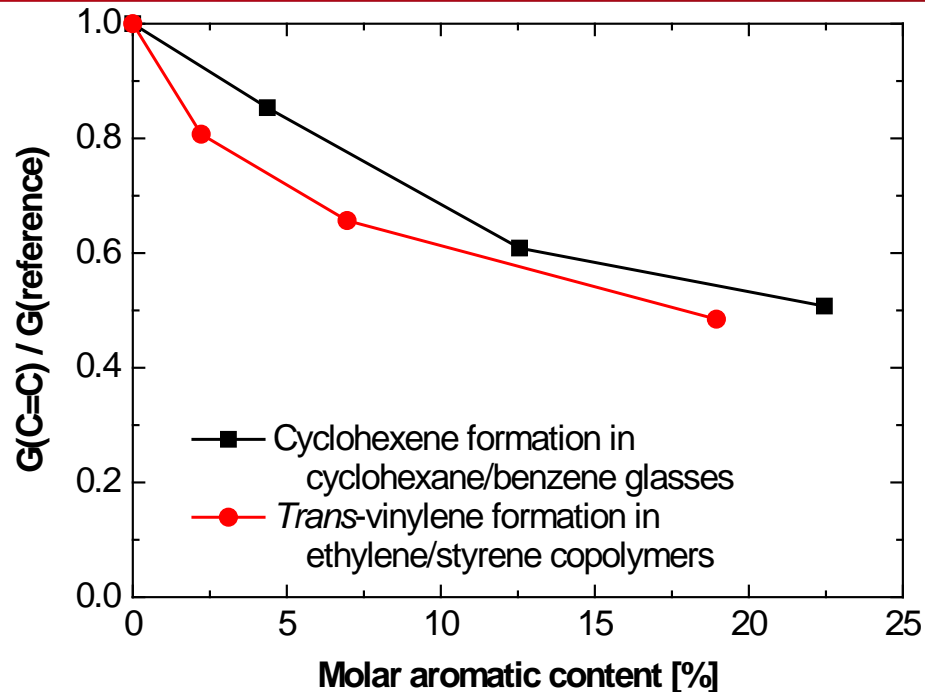
- LET threshold value depends on the polymer and on the new bond
 - Threshold in case of alkyne creation
 - LET > 6.6 MeV·mg⁻¹·cm² for PE, PP, PB
 - LET ≈ 2/3 MeV·mg⁻¹·cm² for PS

- If LET < LET_{threshold}
 - New bond created above a dose threshold



Energy transfers towards defects evidences

Small molecules as models



Ferry et al., J. Phys. Chem. B 117 (2013), 14497

■ Double bonds formation in cyclohexane/benzene organic glasses and in ethylene/styrene copolymers irradiated using ion beam at 11 K under vacuum

■ Radiation chemical yields equivalent in both systems

- Intrachain and/or interchain (intermolecular) transfers efficient at low temperature
- Transfers nature equally effective

■ Cyclohexane/benzene mixtures never studied at RT using ions irradiation under inert atmosphere

- H₂, cyclohexene quantification but also benzene destruction
- Comparison with results obtained at 11 K

Energy transfers towards defects evidences

Hydrogen emission as a function of dose

Irradiation under oxidative atmosphere

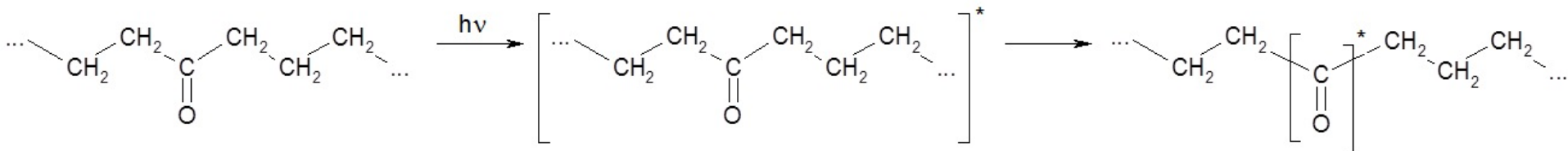
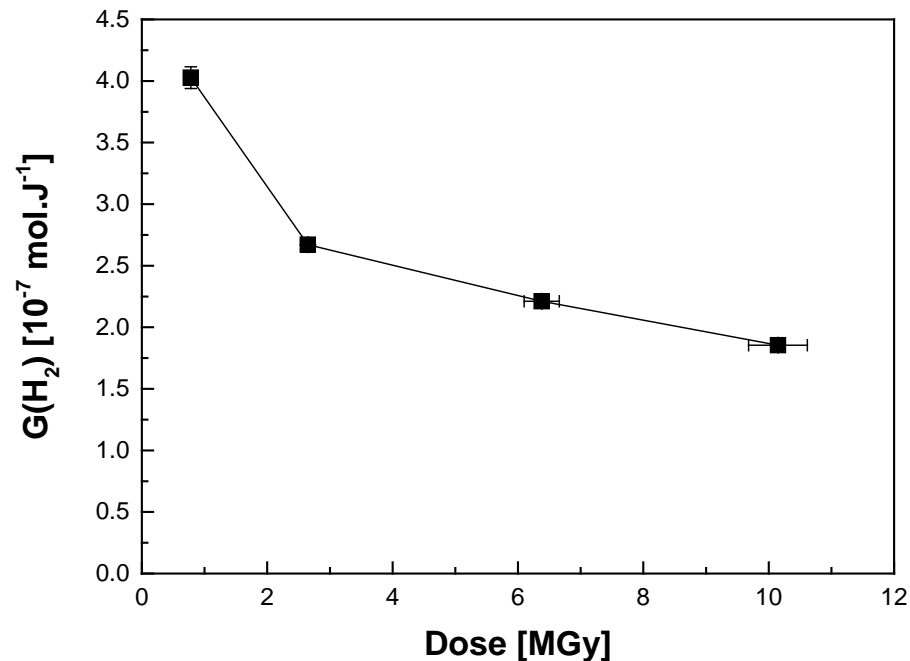
H₂ instantaneous emission rate \searrow when dose \nearrow

Previously observed by Seguchi

- Under vacuum and γ -rays up to 2 MGy
- Assigned to energy transfers towards radiation-induced C=C double bonds

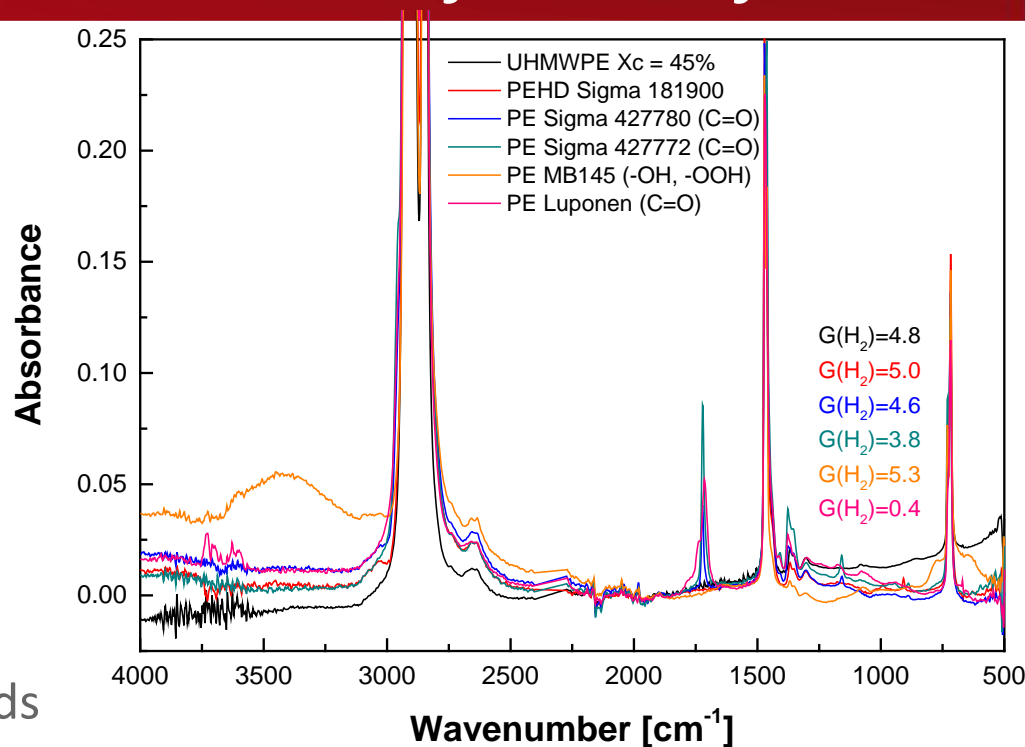
In this work, first evidence of radiation protection

- Under oxidative atmosphere and ion beam up to doses as high as 10 MGy
- Assigned to energy transfers towards oxidized defects



Energy transfers towards defects evidences

Hydrogen emission as a function of PE



Irradiation under oxidative atmosphere

Study of several polyethylenes (PE) with different defects

Evolution of $G(H_2)$ as a function of the material irradiated

$G(H_2) \searrow$ with the ketones bonds content

- Ketones act as energy and/or radicals scavenger
- Already observed by Slivinskas & Guillet under γ -rays

No effect of $-OH/-OOH$ bonds

- Simple bonds less effective than double bonds

Conclusion

- In the deep underground repository context
 - Protocol developed to quantify gases even at high doses
 - Use of SHI to simulate irradiations due to α emitters
 - Allows the modeling of the gases evolved from real ILLW packages, even after thousands of years

- From a fundamental point of view
 - Dose effect study
 - Energy and/or radicals transfers evaluation
 - Effect of oxidation under irradiation
 - On the gaseous radiation chemical yields
 - On the in-film defects

Better understanding of the irradiation effects, using SHI, on polymeric materials

**Thank you for your
attention**