

Catalytic Metal-Free Deoxygenation of Nitrous Oxide with Disilanes

Lucile Anthore-Dalion, Emmanuel Nicolas, Thibault Cantat

► **To cite this version:**

Lucile Anthore-Dalion, Emmanuel Nicolas, Thibault Cantat. Catalytic Metal-Free Deoxygenation of Nitrous Oxide with Disilanes. ACS Catalysis, American Chemical Society, 2019, 9, pp.11563-11567. 10.1021/acscatal.9b04434 . cea-02372787

HAL Id: cea-02372787

<https://hal-cea.archives-ouvertes.fr/cea-02372787>

Submitted on 1 Dec 2020

HAL is a multi-disciplinary open access archive for the deposit and dissemination of scientific research documents, whether they are published or not. The documents may come from teaching and research institutions in France or abroad, or from public or private research centers.

L'archive ouverte pluridisciplinaire **HAL**, est destinée au dépôt et à la diffusion de documents scientifiques de niveau recherche, publiés ou non, émanant des établissements d'enseignement et de recherche français ou étrangers, des laboratoires publics ou privés.

Catalytic Metal-free Deoxygenation of Nitrous Oxide with Disilanes

Lucile Anthore-Dalio*, Emmanuel Nicolas, and Thibault Cantat*

NIMBE (UMR 3685), CEA, CNRS, Université Paris-Saclay, CEA Paris-Saclay, 91191 Gif-sur-Yvette Cedex (France).

Supporting Information Placeholder

ABSTRACT: Due to its high kinetic stability, conditions to reduce the greenhouse gas N₂O are limited, hence requiring a better understanding of its chemistry and of the N–O bond cleavage. In this work, N₂O was deoxygenated under metal-free conditions. Using disilanes as reducing agents and a catalytic amount of fluoride anions or alkoxides allowed a mild reduction at ambient pressure and temperature. DFT calculations unveiled the mechanism, which shows a nucleophilic addition of a silyl anion to the central N atom of N₂O and release of N₂ from a pseudo-Brook rearrangement. **KEYWORDS:** nitrous oxide, organocatalysis, reduction, fluoride, disilanes

In the natural nitrogen cycle, nitrous oxide, also called “laughing gas”, is the last intermediate of the denitrification process, which transforms nitrates into atmospheric dinitrogen.¹ Because of human activities, such as agriculture, waste management, and industrial productions of adipic and nitric acid, its atmospheric concentration has significantly increased in the last centuries (20% since 1750),² raising environmental issues. N₂O is indeed the most potent ozone-depleting substance and a greenhouse gas,³ estimated to be 298 times more potent than CO₂.⁴ This has led to a growing interest in its chemical reactivity and to the development of end-of-the-pipe technologies to reduce industrial emissions.⁵

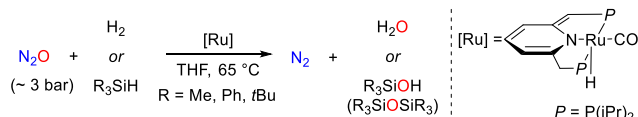
From a synthetic point of view, nitrous oxide is kinetically highly stable⁶ and a poor ligand for transition metals.⁷ Hence, reactions with this gas often require harsh conditions in presence of heterogeneous catalysts (typically >200 °C and >25 bar for alkenes oxidation).⁸ Only few examples of reactions with N₂O occur under homogeneous and milder reaction conditions.⁹ In most cases, N₂O has been used as an oxidant ($E^\circ(\text{N}_2\text{O}/\text{N}_2) = 1.77 \text{ V vs SHE}$)¹⁰ and usually reacts with highly reactive organometallic species *via* oxygen atom transfer.¹¹ This reactivity has enabled the development of transition metal-catalyzed transformations where N₂O is deoxygenated in the presence of reductants such as Grignard reagents,¹² phosphines,¹³ aldehydes,¹⁴ alcohols¹⁵ or CO.¹⁶ Recently, Milstein and coworkers showed that the reduction of nitrous oxide can even be performed using H₂, with a PNP pincer ruthenium complex as catalyst (Scheme 1).¹⁷ So far, there is however no example of metal-free deoxygenation of N₂O under mild conditions.

To better apprehend the reactivity of the N–O bond and overcome the kinetic stability of N₂O, we chose to use disilane derivatives as reducing agents. They are indeed efficient and mild deoxygenating agents due to the high oxophilicity of silicon, and easier to activate than hydrogen thanks to a lower bond dissociation energy (79.7 kcal.mol⁻¹ in Me₃SiSiMe₃ vs 104 kcal.mol⁻¹ in H₂).¹⁸ Moreover, N₂O is known to react with tetramethylsilane in absence of catalysts but only under harsh conditions (>2 000 bar,

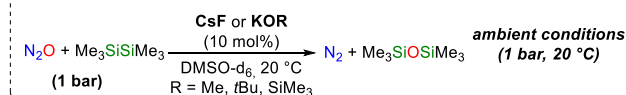
>360 °C);¹⁹ a transformation used for the passivation of electronic devices by chemical vapor deposition (“Semi Insulating Polycrystalline Silicon” (SIPOS)).²⁰ Milstein *et al.* have also used their ruthenium catalyst to perform N₂O reduction with hydrosilanes under milder reaction conditions (3.4 bar, 65 °C, Scheme 1).¹⁷

We show herein that the deoxygenation of N₂O can even be carried out under ambient conditions (1 bar, 20 °C) without any transition metal by using disilanes in the presence of a catalytic amount of fluoride anions or alkoxides (Scheme 1). Mechanistic investigations unveiled the mechanism at play in the N–O bond cleavage.

Milstein, 2017



This work: metal-free reduction of N₂O



Scheme 1. Catalytic reduction of nitrous oxide with H₂ or organosilanes.

To start our investigations, we selected hexamethyldisilane (**1**) as a readily available and moisture stable reductant. Fluoride anions were screened as catalysts since they are known to efficiently activate disilanes.^{21,22} Exposing a DMSO solution of disilane **1** to an atmosphere of N₂O (1 bar), in the presence of a catalytic amount of CsF (10 mol%), resulted in the formation of 77 % hexamethyldisiloxane (**2**) within 4 h at 20 °C. Analysis of the gas phase by gas chromatography (GC) indicated the quantitative conversion of N₂O into N₂ (N₂/N₂O 99:1) (Table 1, entry 1). No reaction took place without catalyst, even after 3 days (Table 1, entry 2).²³ Strictly anhydrous conditions were necessary to avoid the competitive deoxygenation of H₂O leading to H₂ production (Figure S8). Remarkably, the reaction could be scaled-up to 1.78 mmol of disilane **1** without any modification of the protocol, and furnished disiloxane **2** in 75% yield. Other alkali metal fluoride salts (LiF, NaF, KF) did not catalyze the reaction, certainly due to their lower solubilities (Table 1, entries 3-5). In contrast, with tetramethyl ammonium fluoride (TMAF), an anhydrous and solid surrogate of tetrabutyl ammonium fluoride, an increased activity was noted (Table 1, entry 6). The reaction proved to be however much slower with the moisture stable KHF₂ and tetrabutylammonium difluorotriphenyl-silicate (TBAT) as catalysts (Table 1, entries 7 and 8). In these latter cases, the fluoride anion is indeed not naked, and hence less reactive.

Disilanes can also be activated by non-fluorinated bases such as alkoxides.²⁴ In fact, both KOMe and KO t Bu catalyzed the reaction, leading to full conversion of N₂O within 1 h and 2 h, respectively (Table 1, entries 9 and 10). At this stage, KOMe and KO t Bu could act as precatalysts for the generation of a silanolate species.^{21a,c} This hypothesis was validated by the successful use of KOSiMe₃ as a catalyst (Table 1, entry 11).

Interestingly, no reaction was detected in either THF or MeCN, even when 18-crown-6 was added to help solubilize CsF. In contrast, when a DMSO/THF 1:1 mixture was used as solvent, the reaction proceeded but required 48 h to reach full conversion, showing a detrimental effect of THF (Table S2). This observation was ascribed to a lower solubility of both the fluorinated base and N₂O in less polar solvents.

Table 1. Catalyst screening for the reduction of N₂O with disilane **1**.^[a]

$$\text{N}_2\text{O} + \text{Me}_3\text{SiSiMe}_3 \xrightarrow[\text{DMSO-d}_6, 20^\circ\text{C}]{\text{cat (10 mol\%)}} \text{N}_2 + \text{Me}_3\text{SiOSiMe}_3$$

1 2

Entry	Cat.	Time	Conversion of 1 (%) ^[b]	Yield in 2 (%) ^[b]	N ₂ /N ₂ O ^[c]
1	CsF	4 h	92	77	99:1
2	-	3 days	0	0	5:95
3	LiF	24 h	12	0	10:90
4	NaF	24 h	8	0	5:95
5	KF	24 h	2	0	7:93
6	TMAF	1 h	100	76	97:3
7	KHF ₂	24 h	35	2	25:75 ^[d]
8 ^[d]	TBAT	24 h	28	11	30:70
9	KOMe	1 h	98	85	100:0 ^[e]
10	KO t Bu	2 h	92	62	100:0 ^[e]
11	KOSiMe ₃	4 h	86	80	90:10 ^[e]

[a] Conditions: N₂O (1 bar, ≈2 mL), (Me₃Si)₂ (0.12 mmol), catalyst (12 μmol, 10 mol%), DMSO-d₆ (0.5 mL). [b] Conversions and yields measured by GC-MS analysis. Internal standard: 1,3,5-trimethoxybenzene. The difference between conversion and yield is ascribed to the volatility of the silylated compounds and to the production of Me₃SiF, Me₃SiOMe or Me₃SiOtBu in the course of the reaction. [c] Corrected GC-ratios. Residual amount of N₂ from the atmosphere <10% [d] Scrambling of R₃Si residues: Ph₃SiF and Ph₃SiOSiMe₃ are detectable in GC-MS. [e] H₂ is also detected in GC (<2%). See SI for more details (p. S7).

To test the influence of the stereoelectronic properties of the silane reductant, the deoxygenation of N₂O was carried out with (PhMe₂Si)₂ (**3**) and (Ph₂MeSi)₂ (**4**) (Table 2, entries 2 and 3). Interestingly, the more Lewis acidic the disilane was, the faster the reaction proceeded, as reflected in the yields in the corresponding siloxanes, after 1 h, of 55%, 63% and 68%, for disilanes **1**, **3** and **4**, respectively (Table 2). In contrast, neither (Bpin)₂ nor PhMe₂Si-Bpin proved successful under these conditions.

Unfortunately, no intermediate could be either isolated or observed by NMR in the course of the reaction or through stoichiometric reactions. Hence DFT calculations were used (for computational details see SI, part V), to track how the N–O bond is cleaved under mild and metal-free conditions to promote the reduction of the kinetically stable N₂O molecule. According to the experimental results, CsF and KOSiMe₃ show a similar activity (Table 1, entries 1 and 11), and the latter was hence selected as a catalyst in the mechanism depicted in Scheme 2. The role of the fluoride anion (or alkoxides) as a precatalyst (mechanism A) or as a catalyst (mechanism B) is also explored, thereafter.

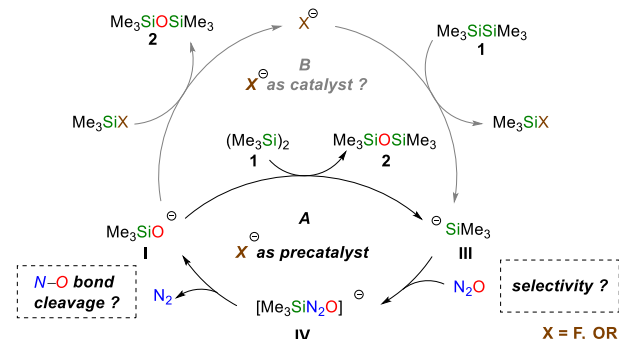
Table 2. Screening of disilanes for the reduction of N₂O^[a]

$$\text{N}_2\text{O} + \text{R}_3\text{SiSiR}_3 \xrightarrow[\text{DMSO-d}_6, 20^\circ\text{C}]{\text{CsF (10 mol\%)}} \text{N}_2 + \text{R}_3\text{SiOSiR}_3$$

Entry	R ₃ SiSiR ₃	Yield ^[b] after 1 h	Final yield ^[b]	N ₂ /N ₂ O ^[c]
1	(Me ₃ Si) ₂ (1)	55%	77% (4 h)	99:1
2	(PhMe ₂ Si) ₂ (3)	63%	93% (3 h)	100:0
3 ^[d]	(Ph ₂ MeSi) ₂ (4)	68%	93% (2 h)	100:0

[a] Conditions: N₂O (1 bar, ca. 2 mL), R₃SiSiR₃ (0.12 mmol), catalyst (12 μmol, 10 mol%), DMSO-d₆ (0.5 mL). [b] Yields measured by GC-analysis (disilane **1**) or by NMR-analysis (compounds **3** and **4**). Internal standard: 1,3,5-trimethoxybenzene. [c] Corrected GC-ratios. Residual amount of N₂ from the atmosphere <10%. [d] To overcome the poor solubility of the starting material in DMSO, the reaction mixture was stirred 2 h at 20 °C under argon prior to adding N₂O. See SI for more details (p. S11).

The silanolate Me₃SiO[−] (**I**) can react either with N₂O or with (Me₃Si)₂ (**1**). Whereas the activation barrier of the reaction with N₂O was high in energy (ΔG[‡] = +44.4 kcal.mol^{−1}, Figure S10), the nucleophilic addition of silanolate **I** to disilane **1** appeared more favorable (ΔG[‡] = +18.5 kcal.mol^{−1}). After release of the siloxane (Me₃Si)₂O (**2**), it generates a highly nucleophilic Me₃Si[−] anion (**III**), in an overall exergonic sequence (ΔG = −4.7 kcal.mol^{−1}) (Figure 1c). This result is supported by the observation in NMR of the instantaneous formation of Me₃SiOSiMe₃ (**2**) when KOSiMe₃ and disilane **1** are mixed (Figure S7).



Scheme 2. Two plausible mechanisms: with the fluoride anion or the alkoxides as precatalysts (A) or as catalysts (B).

In contrast to silanolate **I**, silyl anion **III** efficiently reacts with N₂O via a nucleophilic attack. Considering that the two degenerate LUMOs of N₂O are mostly developed on the two nitrogen atoms (Figure 1a), the nucleophilic attack can occur either on the central or the terminal nitrogen centers. Computational results show a significant difference in the activation barrier energy of both pathways: the nucleophilic attack of Me₃Si[−] (**III**) on the central nitrogen is kinetically favored by 10.8 kcal.mol^{−1} (**TS**₃ and **TS**₃[′]) and, under the applied conditions (20 °C), the attack on the terminal N atom is hardly accessible (ΔG[‡] = +26.2 kcal.mol^{−1}). As such, the less stable Me₃Si(N₂O)[−] intermediate **IV** is the major product. Little is known about the ambivalent reactivity of N₂O as an electrophile. According to DFT calculations, metal-hydride complexes attack preferentially at the terminal nitrogen.²⁵ Likewise, non-metallic systems, such as *N*-heterocyclic carbenes reported by Severin *et al.*²⁶ or frustrated Lewis pairs,²⁷ have been experimentally shown to react via the terminal nitrogen of N₂O. The selectivity observed in our system is reversed and follows the principle of least nuclear motion,²⁸ with an addition of the silyl anion to the nitrogen atom bearing the highest positive charge and a corresponding transition state (**TS**₃) that minimizes the bond elongations in the N₂O fragment (Figure 1a and SI).

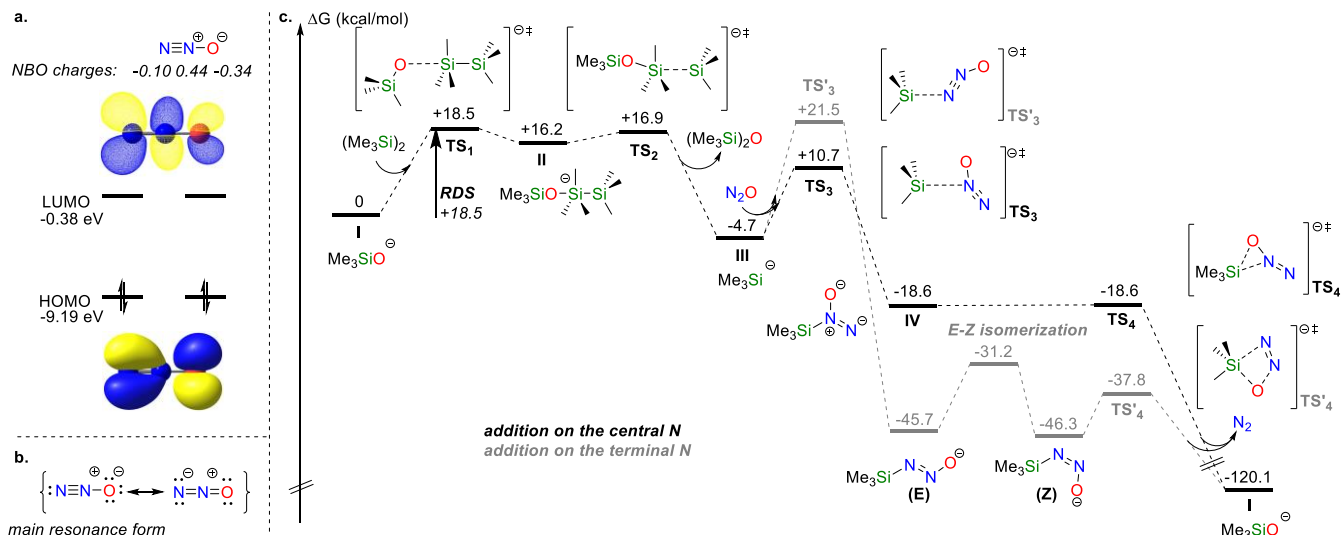


Figure 1. N_2O structure and computed mechanism. [a] NBO charges and frontier molecular orbitals of N_2O [b] Main resonance structures of N_2O [c] Reaction mechanism starting from silanolate **I**. Gibbs free energies in $\text{kcal}\cdot\text{mol}^{-1}$ computed at the B3LYP-D3/6-31G* (C,H,F,N,O) and B3LYP-D3/6-311+G** (Si) level of theory, using PCM=DMSO to account for solvation

From the $\text{Me}_3\text{Si}(\text{N}_2\text{O})^-$ intermediate (**IV**), an essentially barrierless and highly exergonic [1,2]-pseudo-Brook rearrangement occurs through the 3-center transition state TS_4 ($\Delta G = -102$ $\text{kcal}\cdot\text{mol}^{-1}$), in which the cleavage of the N–O bond is compensated by the synchronized formation of the stable Si–O bond, to release N_2 . Such an intramolecular rearrangement has also been proposed for CO_2 reduction with disilanes by Skrydstrup *et al.*^{21a,c} and in the reaction of KHMDS with N_2O to synthesize potassium azide, where a [1,4]-silicon shift has been suggested.²⁹ The overall reaction between N_2O and hexamethyldisilane (**1**) is thus highly exergonic by 120.1 $\text{kcal}\cdot\text{mol}^{-1}$, and the first nucleophilic substitution at the silicon atom is the rate determining step (RDS), with an energetic barrier of 18.5 $\text{kcal}\cdot\text{mol}^{-1}$ (TS_1 , Figure 1c).

pathway, with the formation of a stable pentacoordinated intermediate **V** (Figure 2). The energy barrier involved in the regeneration of the free fluoride anion is computed at 20.8 $\text{kcal}\cdot\text{mol}^{-1}$, 2.3 $\text{kcal}\cdot\text{mol}^{-1}$ greater than the energy span computed for the transformation catalyzed by the Me_3SiO^- silanolate. This small difference in energy suggests that F^- is a precatalyst in the reduction of N_2O by hexamethyldisilane.

In the reduction of N_2O with hexamethyldisilane (**1**), the formation and regeneration of the silyl anion Me_3Si^- (**III**) controls the rate of the reaction. The latter attacks N_2O preferentially at the central nitrogen and a subsequent barrier-less pseudo-Brook rearrangement releases N_2 . This mechanism also explains the trend observed with phenyl substituted disilanes **2** and **3**, the rate of the reaction is no longer controlled by the regeneration of the silyl anion but by the addition of the silyl anion to N_2O , which involves low energy barriers of 15.0 $\text{kcal}\cdot\text{mol}^{-1}$ and 15.2 $\text{kcal}\cdot\text{mol}^{-1}$, respectively (see SI, Figures S12,S13). Thanks to this lower energy span, phenyl substituted disilanes **2** and **3** react faster than disilane **1** (Table 2).

In summary, we have developed the first transition metal-free catalytic deoxygenation of N_2O . The kinetic stability of this gas has been overcome by using disilanes as mild reducing agents, under ambient conditions (1 bar, 20 $^{\circ}\text{C}$), and in presence of catalytic amounts of fluoride anion or alkoxides. According to DFT calculations, the reaction proceeds through nucleophilic addition of a silyl anion to the central nitrogen of N_2O . The cleavage of the N–O bond then results from a pseudo-Brook rearrangement to release N_2 gas, triggered by the formation of a strong Si–O bond.

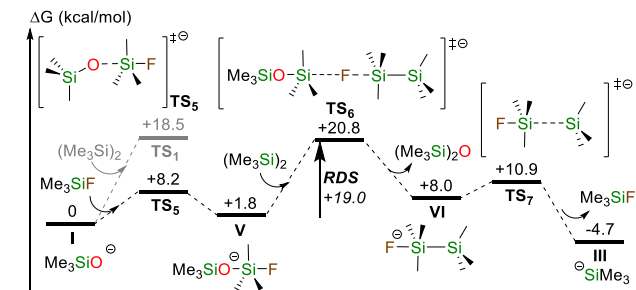


Figure 2. Possible pathway for the regeneration of silyl anion Me_3Si^- (**III**) in presence of a catalytic amount of fluoride anions. Gibbs free energies in $\text{kcal}\cdot\text{mol}^{-1}$ computed at the B3LYP-D3/6-31G* (C,H,F) and B3LYP-D3/6-311+G** (Si) level of theory, using PCM=DMSO to account for solvation.

With this mechanism in hands, we then investigated the role of the catalytic species, using the fluoride system as a model. Addition of F^- to the hexamethyldisilane reductant (**1**) generates the Me_3Si^- anion (**III**), in agreement with previous findings,²² and this nucleophile is competent to deoxygenate N_2O as discussed there above. Yet, its regeneration can proceed *via* two different pathways: either through the route described in Figure 1c, where the fluoride anion is playing the role of a precatalyst (Scheme 2, A), or through a route involving an actual catalytic activity of F^- (Scheme 2, B). The latter implies the displacement of a fluoride anion from Me_3SiF , by the Me_3SiO^- silanolate (**I**). This reaction proceeds *via* an associative

AUTHOR INFORMATION

Corresponding Author

* lucile.anthore@cea.fr and thibault.cantat@cea.fr

Notes

The authors declare no competing financial interests.

ASSOCIATED CONTENT

Supporting Information

Detailed descriptions of experimental and computational methods are given in the Supporting Information, available free of charge on the ACS Publications website.

ACKNOWLEDGMENT

For financial support of this work, we acknowledge the CEA, CNRS, ANR (project *RecyclingSiB*) and the CHARMMAT LABEX. We thank CINES for the allowance of computer time (Project No. c2019086494).

REFERENCES

- (1) Lehnert, N.; Dong, H. T.; Harland, J. B.; Hunt, A. P.; White, C. J. Reversing Nitrogen Fixation. *Nat. Rev. Chem.* **2018**, 278–289.
- (2) IPCC Report. Core Writing Team, R.K. Pachauri; L.A. Meyer (eds.), Geneva, Switzerland, **2014**.
- (3) Dameris, M. Depletion of the Ozone Layer in the 21st Century. *Angew. Chem., Int. Ed.* **2010**, 49, 489–491.
- (4) EPA, U. S. U.S. Greenhouse Gas Inventory Report 1990–2014.
- (5) (a) Nirisen, Ø.; Waller, D.; Brackenbury, D. M. The Development of a N₂O Abatement Catalyst: from Laboratory Scale to Plant Testing. *Top. Catal.* **2018**. doi:10.1007/s11244-018-1076-1. (b) Frutos, O. D.; Quijano, G.; Aizpuru, A.; Muñoz, R. A. State-of-the-art Review on Nitrous Oxide Control from Waste Treatment and Industrial Sources. *Biotechnol. Adv.* **2018**, 36, 1025–1037.
- (6) Johnston, H. S. Interpretation of the Data on the Thermal Decomposition of Nitrous Oxide. *J. Chem. Phys.* **1951**, 19, 663–667.
- (7) Tolman, W. B. Binding and Activation of N₂O at Transition-Metal Centers: Recent Mechanistic Insights. *Angew. Chem., Int. Ed.* **2010**, 49, 1018–1024.
- (8) (a) Leont'ev, A. V.; Fomicheva, O. A.; Proskurnina, M. V.; Zefirov, N. S. Modern Chemistry of Nitrous Oxide. *Russ. Chem. Rev.* **2001**, 70, 91–104. (b) Parmon, V. N.; Panov, G. I.; Uriarte, A.; Noskov, A. S. Nitrous Oxide in Oxidation Chemistry and Catalysis: Application and Production. *Catal. Today* **2005**, 100, 115–131.
- (9) Severin, K. Synthetic Chemistry with Nitrous Oxide. *Chem. Soc. Rev.* **2015**, 44, 6375–6386.
- (10) *Handbook of Chemistry and Physics*, 81st ed. D.R. Lide, **2000**.
- (11) (a) Bottomley, F.; Lin, I. J. B.; Mukaida, M. Reactions of Dinitrogen Oxide (Nitrous Oxide) with Dicyclopentadienyltitanium Complexes Including a Reaction in which Carbon Monoxide is Oxidized. *J. Am. Chem. Soc.* **1980**, 102, 5238–5242. (b) Kaplan, A. W.; Bergman, R. G. Nitrous Oxide Mediated Synthesis of Monomeric Hydroxoruthenium Complexes. Reactivity of (DMPE)₂Ru(H)(OH) and the Synthesis of a Silica-Bound Ruthenium Complex. *Organometallics* **1998**, 17, 5072–5085. (c) Lee, J.-H.; Pink, M.; Tomaszewski, J.; Fan, H.; Caulton, K. G. Facile Hydrogenation of N₂O by an Operationally Unsaturated Osmium Polyhydride. *J. Am. Chem. Soc.* **2007**, 129, 8706–8707. (d) Tskhovrebov, A. G.; Solari, E.; Scopelliti, R.; Severin, K. Activation of Nitrous Oxide by Dinuclear Ruthenium Complexes. *Organometallics* **2012**, 31, 7235–7240. (e) Doyle, L. E.; Piers, W. E.; Bi, D. W. Cationic PCP Iridaepoxide and Carbene Complexes for Facile Water Elimination and Activation Processes. *Dalt. Trans.* **2017**, 46, 4346–4354. (f) Smith, J. D.; Chih, E.; Piers, W. E.; Spasyuk, D. M. Tuning Iridium(I) PCcarbeneP Frameworks for Facile Cooperative N₂O Reduction. *Polyhedron* **2018**, 155, 281–290. (g) Hartmann, N. J.; Wu, G.; Hayton, T. W. Synthesis and Reactivity of a Nickel(II) Thioperoxide Complex: Demonstration of Sulfide-Mediated N₂O Reduction. *Chem. Sci.* **2018**, 9, 6580–6588.
- (12) Kiefer, G.; Jeanbourquin, L.; Severin, K. Oxidative Coupling Reactions of Grignard Reagents with Nitrous Oxide. *Angew. Chem., Int. Ed.* **2013**, 52, 6302–6305.
- (13) (a) Yamada, T.; Suzuki, K.; Hashimoto, K.; Ikeno, T. N₂O Oxidation of Phosphines Catalyzed by Low-Valent Nickel Complexes. *Chem. Lett.* **1999**, 28, 1043–1044. (b) Beloglazkina, E. K.; Majouga, A. G.; Moiseeva, A. A.; Zyk, N. V.; Zefirov, N. S. Oxidation of Triphenylphosphine and Norbornene by Nitrous Oxide in the Presence of Co^{II}LCl₂ [L = 3-phenyl-5-(2-pyridylmethylidene)-2-thiohydantoin]: the First Example of Co^{II}-Catalyzed Alkene Oxidation by N₂O. *Mendeleev Commun.* **2009**, 19, 69–71. (c) Gianetti, T. L.; Rodríguez-Lugo, R.E.; Harmer, J. R.; Trincand, M.; Vogt, M.; Santiso-Quinones, G.; Grützmacher, H. Zero-Valent Amino-Olefin Cobalt Complexes as Catalysts for Oxygen Atom Transfer Reactions from Nitrous Oxide. *Angew. Chem., Int. Ed.* **2016**, 55, 15323–15328.
- (14) Corona, T.; Company, A. Nitrous Oxide Activation by a Cobalt(II) Complex for Aldehyde Oxidation under Mild Conditions. *Dalt. Trans.* **2016**, 45, 14530–14533.
- (15) Gianetti, T. L.; Annen, S. P.; Santiso-Quinones, G.; Reiher, M.; Driess, M.; Grützmacher, H. Nitrous Oxide as a Hydrogen Acceptor for the Dehydrogenative Coupling of Alcohols. *Angew. Chem., Int. Ed.* **2016**, 55, 1854–1858.
- (16) Zeng, R.; Feller, M.; Diskin-Posner, Y.; Shimon, L. J. W.; Ben-David, Y.; Milstein, D.; CO Oxidation by N₂O Homogeneously Catalyzed by Ruthenium Hydride Pincer Complexes Indicating a New Mechanism. *J. Am. Chem. Soc.* **2018**, 140, 7061–7064. (b) Ricker, J. D.; Mohammadrezaei, V.; Crippen, T. J.; Zell, A. M.; Geary, L. M. Nitrous Oxide Promoted Pauson–Khand Cycloadditions. *Organometallics* **2018**, 37, 4556–4559.
- (17) Zeng, R.; Feller, M.; Ben-David, Y.; Milstein, D. Hydrogenation and Hydrosilylation of Nitrous Oxide Homogeneously Catalyzed by a Metal Complex. *J. Am. Chem. Soc.* **2017**, 139, 5720–5723.
- (18) (a) Dávalos, J. Z.; Baer, T. Thermochemistry and Dissociative Photoionization of Si(CH₃)₄, BrSi(CH₃)₃, ISi(CH₃)₃, and Si₂(CH₃)₆ Studied by Threshold Photoelectron-Photoion Coincidence Spectroscopy. *J. Phys. Chem. A* **2006**, 110, 8572–8579. (b) Blanksby, S. J.; Ellison, G. B. Bond Dissociation Energies of Organic Molecules. *Acc. Chem. Res.* **2003**, 36, 255–263.
- (19) Hagen, A. P.; Jones, D. J. High-Pressure Reactions of Small Covalent Molecules. 9. Reaction of Methylsilanes with Covalent Oxides. *Inorg. Chem.* **1977**, 16, 2265–2267.
- (20) Fayolle, F.; Couderc, J.-P.; Duverneuil, P. Analysis and Modeling of SIPOS Deposition in a Hot Wall Tubular Reactor. Part II: Modeling of SIPOS Deposition. *Chem. Vap. Depos.* **1996**, 2, 265–275.
- (21) (a) Lescot, C.; Nielsen, D. U.; Makarov, I. S.; Lindhardt, A. T.; Daasbjerg, K.; Skrydstrup, T. Efficient Fluoride-Catalyzed Conversion of CO₂ to CO at Room Temperature. *J. Am. Chem. Soc.* **2014**, 136, 6142–6147. (b) Lian, Z.; Nielsen, D. U.; Lindhardt, A. T.; Daasbjerg, K.; Skrydstrup, T. Cooperative Redox Activation for Carbon Dioxide Conversion. *Nat. Commun.* **2016**, 7, 13782. (c) Daasbjerg, K.; Jensen, F.; Skrydstrup, T.; Nielsen, D.; Lopez, S.; Flinker, M. Experimental and Theoretical Studies on the Reduction of CO₂ to CO with Chloro(methyl)disilane Components from the Direct Process. *Synlett* **2017**, 28, 2439–2444.
- (22) Hiyama, T.; Obayashi, M.; Mori, I.; Nozaki, H. Generation of Metal-Free Silyl Anions from Disilanes and Fluoride Catalyst. Synthetic Reactions with Aldehydes and 1,3-Dienes. *J. Org. Chem.* **1983**, 48, 912–914.
- (23) This stands in agreement with the literature: Spialter, L.; Austin, J. D. The Cleavage of Silanes by Oxides of Nitrogen. *J. Am. Chem. Soc.* **1966**, 88, 1828.
- (24) (a) Still, W. C. Conjugate Addition of Trimethylsilyllithium. A Preparation of 3-Silyl Ketones. *J. Org. Chem.* **1976**, 41, 3063–3064. (b) Dervan, P. B.; Shippey, M. A. Trimethylsilylpotassium. Deoxygenation of Epoxides with Inversion of Stereochemistry. *J. Am. Chem. Soc.* **1976**, 98, 1265–1267. (c) Sakurai, H.; Okada, A.; Kira, M.; Yonezawa, K. Trimethylsilylsodium. A New Preparation and Some Reactions Involving a Facile Electron Transfer from Trimethylsilyl Anion to Naphthalene. *Tetrahedron Lett.* **1971**, 12, 1511–1514.
- (25) (a) Yu, H.; Jia, G.; Lin, Z. Theoretical Studies on O-Insertion Reactions of Nitrous Oxide with Ruthenium Hydride Complexes. *Organometallics* **2008**, 27, 3825–3833. (b) Xie, H.; Li, Y.; Li, Y.; Huang, L.; Nong, F.; Ren, G.; Fan, T.; Lei, Q.; Fang, W. Dehydrogenation of Benzyl Alcohol with N₂O as the Hydrogen Acceptor Catalyzed by the Rhodium(I) Carbene Complex: Insights from Quantum Chemistry Calculations. *Dalt. Trans.* **2016**, 45, 16485–16491. (c) Yao, L.; Li, Y.; Huang, L.; Guo, K.; Ren, G.; Wu, Z.; Lei, Q.; Fang, W.; Xie, H. A DFT Study on the Mechanisms of Hydrogenation and Hydrosilylation of Nitrous Oxide Catalyzed by a Ruthenium PNP Pincer Complex. *Comput. Theor. Chem.* **2018**, 1128, 48–55.
- (26) (a) Tskhovrebov, A. G.; Solari, E.; Wodrich, M. D.; Scopelliti, R.; Severin, K. Covalent Capture of Nitrous Oxide by N-heterocyclic Carbenes. *Angew. Chem., Int. Ed.* **2012**, 51, 232–234. (b) Tskhovrebov, A. G.; Vuichoud, B.; Solari, E.; Scopelliti, R.; Severin, K. Adducts of Nitrous Oxide and N-Heterocyclic Carbenes: Syntheses, Structures, and Reactivity. *J. Am. Chem. Soc.* **2013**, 135, 9486–9492. (c) Eymann, L. Y. M.; Scopelliti, R.; Fadaei, F. T.; Cecot, G.; Solari, E.; Severin, K. Fixation of Nitrous Oxide by Mesoionic and Carbanionic N-Heterocyclic Carbenes. *Chem. Commun.* **2017**, 53, 4331–4334.
- (27) (a) Otten, E.; Neu, R. C.; Stephan, D. W. Complexation of Nitrous Oxide by Frustrated Lewis Pairs. *J. Am. Chem. Soc.* **2009**, 131, 9918–9919. (b) Neu, R. C.; Otten, E.; Lough, A.; Stephan, D. W. The Synthesis and

Exchange Chemistry of Frustrated Lewis Pair-Nitrous Oxide Complexes. *Chem. Sci.* **2011**, 2, 170–176.

(28) Mayr, H.; Breugst, M.; Ofial, A. R. Farewell to the HSAB Treatment of Ambident Reactivity. *Angew. Chem., Int. Ed.* **2011**, 50, 6470–6505.

(29) Liu, Y.; Eymann, L. Y. M.; Solari, E.; Fadaei Tirani, F.; Scopelliti, R.; Severin, K. Trimethylsilyl-Induced N–O Bond Cleavage in Nitrous Oxide-Derived Aminodiazotates. *Inorg. Chem.* **2018**, 57, 11859–11863.

Table of Contents artwork

