

Intercomparison between TRIO-EF and IMPACT codes with reference to experimental strontium migration data.

L. Trotignon, M-H. Faure, A. Stietel, C. Riglet-Martial, M. Sardin, P. Vitorge,
F. Lefevre

► To cite this version:

L. Trotignon, M-H. Faure, A. Stietel, C. Riglet-Martial, M. Sardin, et al.. Intercomparison between TRIO-EF and IMPACT codes with reference to experimental strontium migration data.. Journal of Contaminant Hydrology, Elsevier, 1997, 26 (1-4), pp.279-289. 10.1016/S0169-7722(96)00075-7 . cea-02359281

HAL Id: cea-02359281

<https://hal-cea.archives-ouvertes.fr/cea-02359281>

Submitted on 12 Nov 2019

HAL is a multi-disciplinary open access archive for the deposit and dissemination of scientific research documents, whether they are published or not. The documents may come from teaching and research institutions in France or abroad, or from public or private research centers.

L'archive ouverte pluridisciplinaire **HAL**, est destinée au dépôt et à la diffusion de documents scientifiques de niveau recherche, publiés ou non, émanant des établissements d'enseignement et de recherche français ou étrangers, des laboratoires publics ou privés.

C3MI : CEA-CNRS CODE OF MIGRATION INTERCOMPARISON

Laurent Trotignon, Chantal Riglet-Martial, CEA DCC/DESD/SESD/Section de Géosciences et d'Expérimentations, C.E. Cadarache, 13108 Saint-Paul-lez-Durance Cedex, France.

Anne Stietel, CEA DRN/DMT/SEMT/Laboratoire TTMF, C.E. Saclay, 91191 Gif-sur-Yvette Cedex, France.

Michel Sardin, CNRS-LSGC-ENSIC, 1, rue Grandville, BP 451, 54001 Nancy Cedex, France.

France Lefèvre, Marie-Hélène Fauré, Pierre Vitorge. CEA DCC/DESD/SESD/Section de GéoChimie, C.E. Fontenay-aux-Roses, BP6, 92265 Fontenay-aux-Roses Cedex, France.

ABSTRACT

This work presents an intercomparison exercise between two geochemical migration codes, TRIO-EF (object oriented finite element code) and IMPACT (chemical engineering code). The predictions of the two codes are compared with reference experimental results obtained in a previous study of strontium transport in soil columns. This simulated geochemical system is well documented and includes ion exchange, dissolution-precipitation and complexation reactions. Solution transport is simulated by a one dimensional convection-dispersion model. The predictions of TRIO-EF and IMPACT are both in good agreement with experimental results. Slight differences are nevertheless observed between the two codes especially when concentrations discontinuities are involved such as in boundary conditions or precipitation fronts. These discrepancies between the two codes can mainly be attributed to the different discretization approaches. Further intercomparison exercises are planned for more complex geochemical systems, e.g. migration of Am, Np or Pu.

1. INTRODUCTION

Early predictions of radioelement migration often used a partition coefficient, so called K_d , to account for the chemical reactions (sorption, ion exchange, ...) occurring during transport. The K_d is generally assumed to be constant but this hypothesis is invalid in most cases. Recent predictive migration models include a more realistic description of these chemical phenomena. They yet require an experimental validation. Indeed, simple cases where analytical solutions are available are important tests for such numerically coded models, but are not enough for thorough validation and consolidation of predictions. Two main areas may be considered : i) validation of conceptual models, ii) comparison of predictions for the same conceptual model by different codes. The aim of this work is to compare, on the basis of dedicated migration experiments, the predictions of two migration codes. Reference migration experiments were designed in order to display multiple physico-chemical phenomena (ion exchange, complexation and precipitation) for a well documented chemical system. Previous work (Lefèvre et al., 1993) already included IMPACT computations because this code is very convenient for modelling column experiments. The two codes used in the present exercise, TRIO-EF and IMPACT, adopt a macroscopic point of view to describe the porous medium (global dispersion coefficient, ...) but resolve the migration problem with different numerical methods. Such a comparison provides thus important information for migration codes users and developers in the fields of time and space discretization, boundary conditions formulation, sensitivity to model parameters. In the first part of the paper, a recall of experimental results and a summary of the conceptual

model are given. In the next part, a description of the two migration codes used in this exercise is made. The predictions of the two codes are then compared and discussed.

2. PRESENTATION OF REFERENCE EXPERIMENTS

All experimental work presented here was already discussed in previous papers (Lefèvre *et al.*, 1993, 1994). Among these results, two experiments were chosen as reference experiments for the intercomparison. Main results of reference experiments and conceptual model parameters chosen for the TRIO-IMPACT intercomparison are now presented.

2.1 EXPERIMENTS

The two reference experiments are described in Lefèvre *et al.* (1993). The soil sample (Güe sand) used for transport experiments is a clayey sand with small amounts of calcite. The column is, in a first stage, equilibrated with deionized water or a CaCl_2 solution. A definite volume of a solution containing strontium is then injected in the column. After this second stage, the composition of the feeding solution is changed in order to elute the fixed strontium. The SOLEX experiment involves ion exchange phenomena as well as dissolution-precipitation reactions. In the IONEX experiment, dissolution and precipitation of SrCO_3 are not potent and retardation of strontium occurs only because of ion exchange phenomena. Experimental conditions are summarized in Table 1.

2.2 CHEMICAL MODEL

Calcite dissolution, strontianite precipitation or dissolution and $\text{Ca}^{++}/\text{Sr}^{++}$ cationic exchange on clays have been identified as the main reactions governing strontium transport in the soil columns. In addition to these solid-solution interactions, the chemical model used in this work also includes carbonic acid equilibria and water dissociation. Pre-equilibration of the columns with deionized water leads to a pH around 9.8 that is consistent with calcite-water equilibrium in a closed system. Solutes of Ca and Sr are injected as chloride salts and Cl^- is considered to be a non reactive species. Aqueous complexes of Ca^{++} or Sr^{++} with HCO_3^- , CO_3^{--} are not taken into account in this model and we verified that they were negligible by comparison with Ca^{++} and HCO_3^- . Feed solutions are in thermodynamic equilibrium with atmospheric CO_2 before injection. In the saturated porous medium there is however no longer equilibration with atmospheric CO_2 . Phases are in local thermodynamic equilibrium at a constant temperature. The speciation model is summarized in Table 2.

2.3 TRANSPORT MODEL

The transport model is based on the assumptions that the fluid flow is steady and one-dimensional (\bar{U} is the pore velocity of the fluid (ms^{-1}) corresponding to a fluid flow of 1 ml/min.). The diffusion-dispersion factor, D (m^2s^{-1}) is constant. The Peclet number of the fluid flow, $\text{Pe} = \text{UL}/D$ where L is the column length is large (~ 200) which means that the transport of aqueous species is dominantly convective. In IMPACT, the dispersion process is represented by the model of mixing cells in series. The number of mixing cells J is directly linked to Pe by the relation (Villermaux, 1982) :

$$\text{Pe} = 2(J-1) \quad (1)$$

In TRIO, the coefficient D is defined in the dispersion operator used in the transport equation. Table 3 summarizes the main hydrodynamic parameters adopted for the computations. The pore volume, V_p , and Peclet number of the column, Pe , were determined experimentally by non reactive tracer injections (Lefèvre *et al.*, 1993).

2.4 RESULTS OF REFERENCE EXPERIMENTS

Table 4 reports, for the two reference experiments, the measures of the dissolved concentration of Sr and Ca. The relative uncertainty on experimental results is estimated to be less than 10 %. There is no experimental data on the spatial repartition of chemical elements in the column. Such information could be obtained by the use of radioactive tracers

or by other non destructive methods. Migration codes can however give representations of the column state (distribution of SrCO_3 , ...) at different moments and guide further experimental investigations.

3. PRESENTATION OF TRIO-EF AND IMPACT MIGRATION CODES

3.1 CODES

Both codes were run on an IBM®RS6000 station.

TRIO-EF

TRIO-EF is an object-oriented finite element code that is developed at the CEA for the numerical modelling of thermohydraulic phenomena, atmospheric dispersion and hydrogeology. It is possible to simulate stationary or transient fluid flow in 1-D, 2-D or 3-D space domains. Recent evolutions of TRIO-EF in the field of earth-sciences include the development of an algorithm coupling solute transport by diffusion or advection with chemical transformations (Chupeau, 1991 ; Abdennour-Pfiffer, 1994). The user builds its own instruction set and may include, if necessary, coupling with the evolution of temperature or permeability fields during transport-chemistry calculations. The chemical module used in TRIO is derived from the geochemical code MINEQL (Westall *et al.*, 1976 ; Schweingruber, 1984). At present time, this equilibrium chemical model is able to take into account, in addition to solution complexation and dissolution-precipitation reactions, sorption and ion-exchange phenomena. Temperature dependence of equilibrium constants may be taken into account for space or time dependant temperature fields. The ion strength dependence of solute activity coefficients is described by the classical Davies approximation (Morel and Hering, 1993). The migration problem is solved by a two-step algorithm (Yeh and Tripathi, 1989 ; Abdennour-Pfiffer, 1994), in which equations describing transport and chemical speciation are solved iteratively between time step $p-1$ and time step p . At present time, reaction kinetics are not included in the model.

IMPACT

...

3.2 SPATIAL AND TEMPORAL DISCRETIZATION - BOUNDARY CONDITIONS

For TRIO-EF calculations, the column was discretized in 234 elements of equal length ($dx = 0.5$ mm) and the time step was kept constant ($dt = 3$ s). Other settings were also tried, in particular with variable time steps during calculation (from 0.6 s to 15 s) and with elements of increasing size (from 0.2 to 0.8 mm) along the column. These trials were made in order to obtain a better description of steep fronts and of boundary conditions switching at the column head. However time step increases during calculation must be progressive in order to avoid numerical artifacts as local redistribution of precipitates. This is why the first setting described above was finally found to be a simple and reasonable compromise. The boundary condition describing the input solution was applied to the first node of the column.

For IMPACT, the number of mixing cells is directly linked to the dispersion coefficient (Eq. 1) and was determined to be $J = 100$. The time step is variable during computation. In particular time steps decrease strongly during the dissolution of SrCO_3 (SOLEX experiment).

4. RESULTS AND DISCUSSION

4.1 SOLEX EXPERIMENT (ION EXCHANGE AND DISSOLUTION-PRECIPIATION)

In this experiment, the initial injection of SrCl_2 leads to the formation of SrCO_3 at the head of the column. The subsequent injection of CaCl_2 induces the dissolution of the SrCO_3 precipitate and generates a strong Sr pulse that migrates through the column (Table 4 and Lefèvre *et al.*, 1993). The evolution of Sr concentration at the column outlet is represented as a function of delivered volume (equivalent to time) in Fig. 1a. The two computations and experimental data are in fair agreement. Small differences between the TRIO-EF and

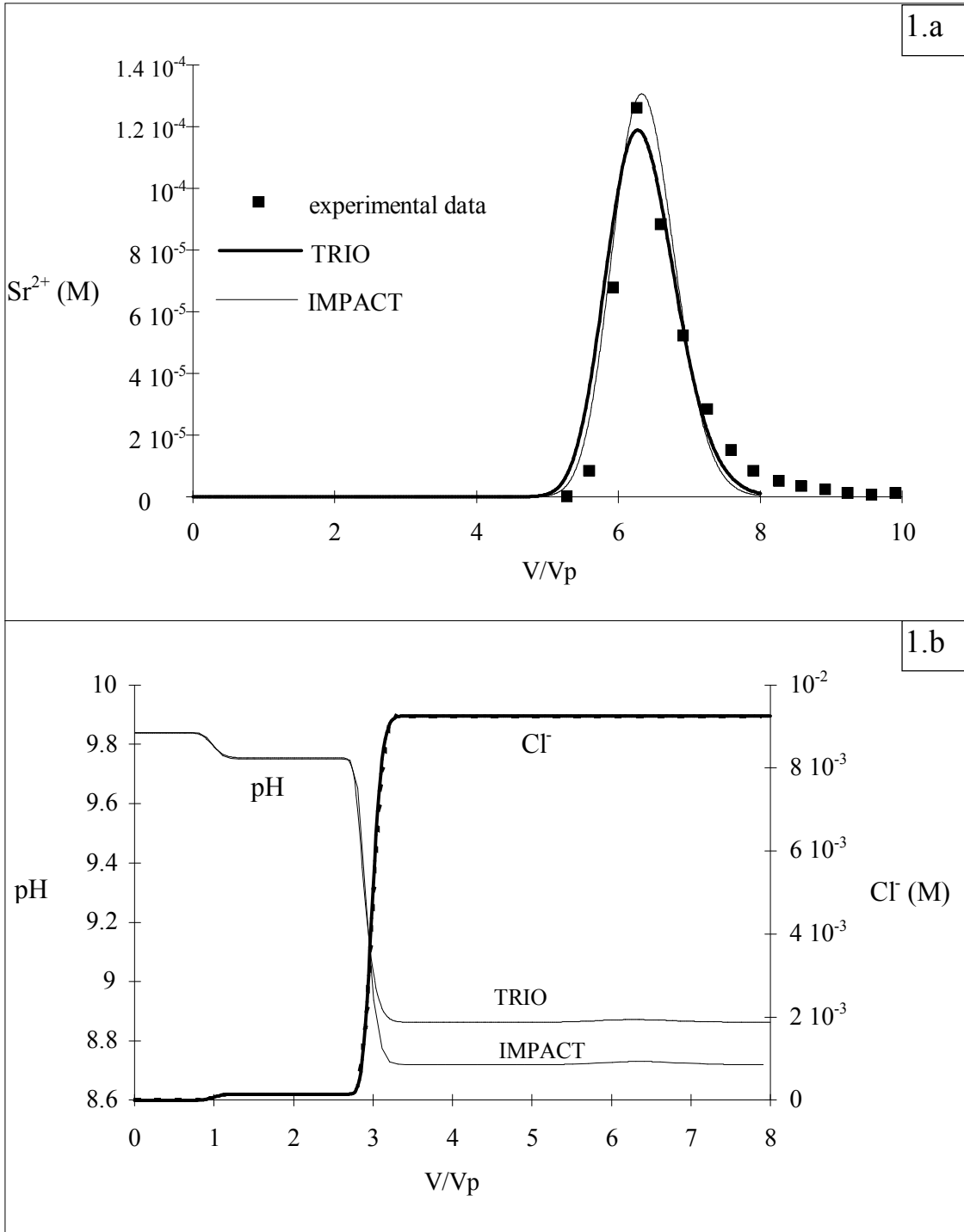
IMPACT curves may be noted : i) the maximum Sr concentration is observed slightly earlier with TRIO-EF, ii) the maximum Sr concentration is 10 % less in TRIO-EF's prediction than for IMPACT, iii) the Sr distribution is more spread out in time for TRIO-EF. In both cases however, the ratio of restituted Sr to injected Sr at 8 Vp is comprised between 0.999 and 1. It was found that, for too large values of dx and dt, the Sr distribution predicted by TRIO-EF could be sensitive to discretization parameters, although dt and dx remained in the theoretical limits imposed by finite element discretization. Preliminary tests identified possible causes for this behaviour : i) loss of some Sr at the switching of boundary conditions when dx is large at the column head, due to finite element interpolation, ii) existence of some numerical dispersion for reactive components. Further investigations on this phenomenon are needed. At the outlet of the column, the predicted evolutions of Cl⁻ concentration as a function of delivered volume are in very good agreement (Fig. 1b). The difference in pH curves after 3 Vp (Fig. 1b) originates from the different treatment of activity coefficients of charged species in IMPACT (no ionic strength correction) and TRIO-EF (Davies approximation for activity coefficients). A first order correction made on IMPACT simulation results accounted correctly for this pH gap. The predictions by the two codes for the distribution of chemical species at the head of the column (first mixing cell for IMPACT, second node for TRIO-EF) as a function of delivered volume are also in good agreement (Fig. 2a and 2b) SrCO₃ precipitates at the head of the column during the initial injection (see Table 1) and dissolves at the eluant change at 2 Vp. Differences in produced SrCO₃ quantity and time at which precipitation starts are due to the difference in spatial discretization in the two codes. Nevertheless, the predictions of final Sr restitution (Fig. 1) are close. Fig. 3 compares the spatial distribution of chemical species in the column at a time corresponding to injection of 2.23 Vp of feed solution, i. e. just after the dissolution of SrCO₃. At this stage, the Sr⁺⁺ pulses are in very good agreement. At final restitution (Fig. 1), larger differences between the two predictions for Sr⁺⁺ are observed. As already mentioned, this could indicate a slight numerical dispersion for reactive species in TRIO-EF.

4.2 IONEX EXPERIMENT (ION-EXCHANGE - NO PRECIPITATION)

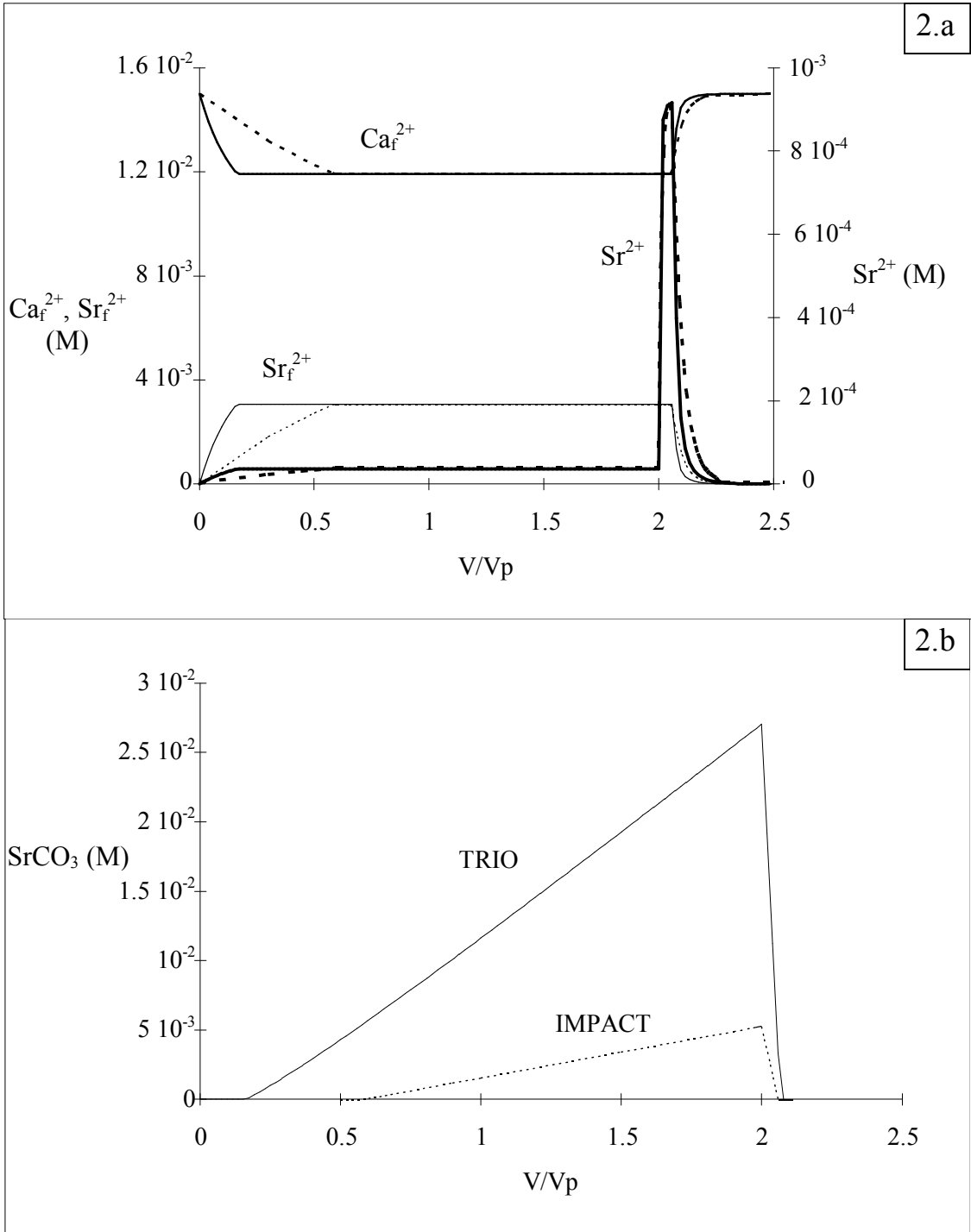
In this experiment precipitation of SrCO₃ does not occur and retardation of Sr migration occurs only because of ion exchange phenomena (Table 1). The agreement between TRIO-EF and IMPACT predictions and experimental data for Sr elution (Fig. 4a) is good. Slight differences can be noted between the two codes : i) the rise of the elution peak is about 0.05 Vp earlier for TRIO-EF, ii) the maximum Sr⁺⁺ eluted concentration is about 1 % less in the TRIO-EF prediction. The comparison between TRIO-EF and IMPACT predictions for the spatial Sr⁺⁺ distribution after the injection of 3 Vp of solution are shown in Fig. 4b.

5. CONCLUSION

This migration code intercomparison exercise involved two codes that follow very different approaches for modelling solute transport and coupling of transport with chemical transformations. The agreement between these two codes, IMPACT and TRIO-EF, for the modelling of 1-D migration phenomena involving ion-exchange, dissolution-precipitation and complexation reactions is nevertheless good. Differences in the codes predictions are often related to differences in discretization schemes and can be easily accounted for. The comparison of predictions for the migration of strongly reactive elements like Sr is fair (SOLEX experiment) or excellent (IONEX experiment) but deserves further numerical investigations. Further intercomparison exercises are prepared in relation with experimental work on more complex chemical systems involving the migration of Am, Np and Pu.



Figures 1



Figures 2

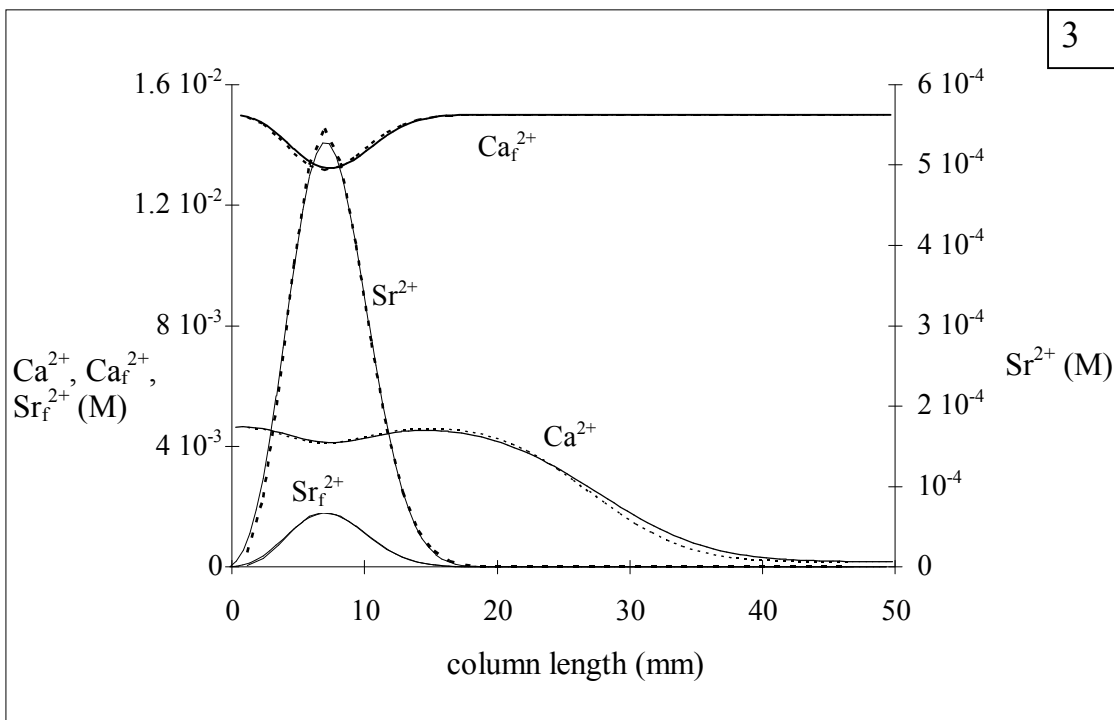
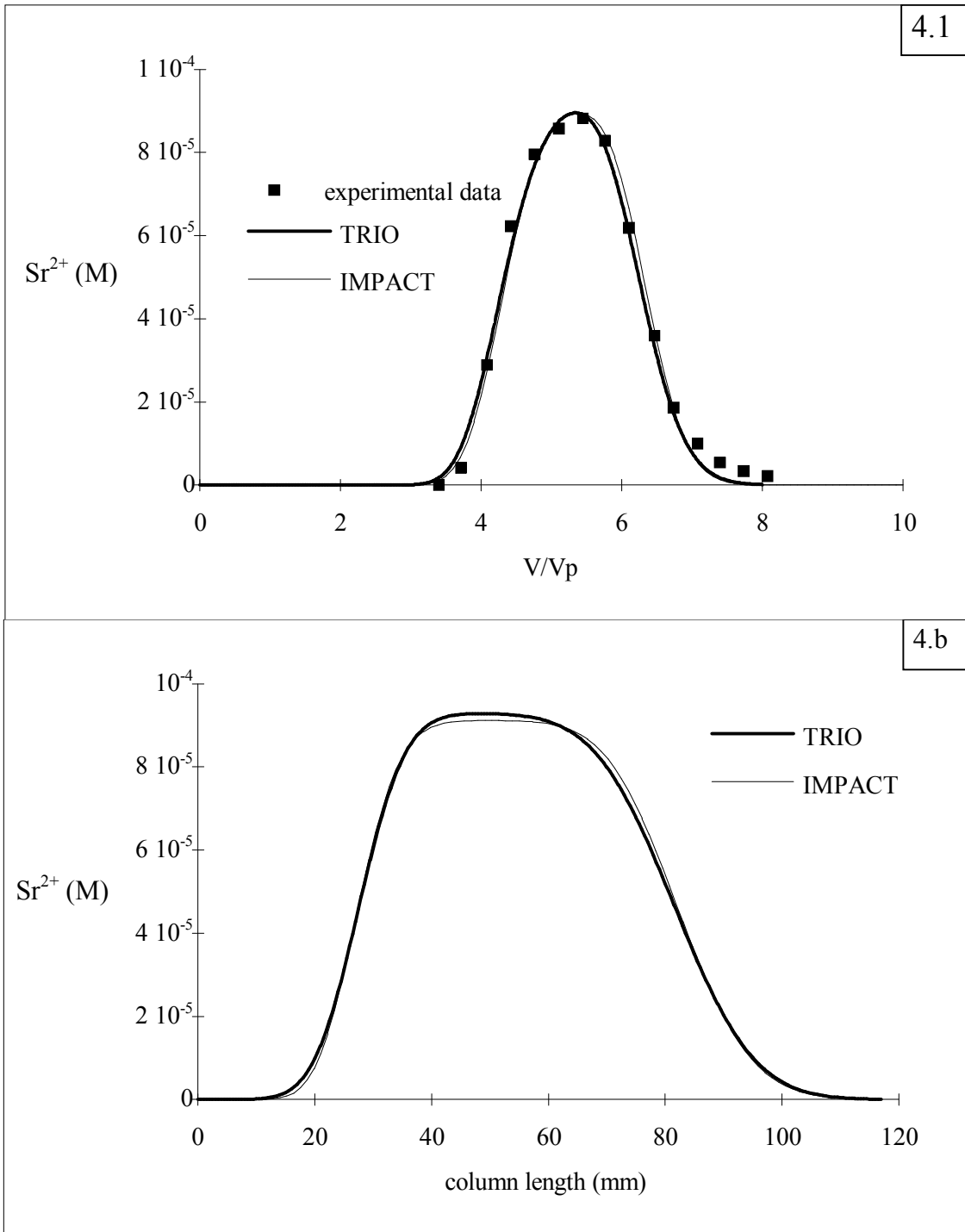


Figure 3



Figures 4

Table 1:

experiment	preequilibrating solution	injection solution		elution solution
		volume	composition	
exp1	water	2 V _p	SrCl ₂ 7.15 10 ⁻⁵ M	CaCl ₂ 4.63 10 ⁻³ M
exp2	CaCl ₂ 4.69 10 ⁻³ M	2 V _p	SrCl ₂ 9.3 10 ⁻⁵ M CaCl ₂ 4.69 10 ⁻³ M	CaCl ₂ 4.69 10 ⁻³ M

Table 2:

Reactions	Equilibrium constant
H ₂ O ⇌ H ⁺ + OH ⁻	K _w =10 ⁻¹⁴
H ₂ CO ₃ ⇌ HCO ₃ ⁻ + H ⁺	K ₁ = 10 ^{-6.3}
HCO ₃ ⁻ ⇌ CO ₃ ²⁻ + H ⁺	K ₂ = 10 ^{-10.3}
CaCO _{3s} ⇌ Ca ²⁺ + CO ₃ ²⁻	K _{s1} =10 ^{-8.42}
SrCO _{3s} ⇌ Sr ²⁺ + CO ₃ ²⁻	K _{s2} =10 ^{-9.03}
Ca _f ²⁺ + Sr ²⁺ ⇌ Ca ²⁺ + Sr _f ²⁺	K _{Sr/Ca} = 1.05

Table 3:

diameter (mm)	length (mm)	M. sand (g)	V _p (ml)	CEC (eq/l)	flow rate (ml/mn)	Pe = $\frac{uL}{D}$
25.4	117	94	26	0.03	1	198

Table 4:

SOLEX Experiment			IONEX Experiment		
V/V _p	Sr ²⁺ (M)	Ca ²⁺ (M)	V/V _p	Sr ²⁺ (M)	Ca ²⁺ (M)
0.33	0		0.34	0	4.84 10 ⁻³
0.66	0	5.07 10 ⁻⁵	0.68	0	4.69 10 ⁻³
0.99	0	5.55 10 ⁻⁵	1.02	0	4.73 10 ⁻³
1.32	0	9.87 10 ⁻⁵	1.39	0	4.88 10 ⁻³
1.65	0	1.12 10 ⁻⁴	1.70	0	4.79 10 ⁻³
1.96	0	1.07 10 ⁻⁴	2.03	0	4.81 10 ⁻³
2.29	0	9.89 10 ⁻⁵	2.38	0	4.86 10 ⁻³
2.62	0	9.93 10 ⁻⁵	2.71	0	4.77 10 ⁻³
2.95	0	1.11 10 ⁻⁴	3.05	0	4.85 10 ⁻³
3.28	0	2.69 10 ⁻³	3.40	0	4.77 10 ⁻³
3.61	0	4.75 10 ⁻³	3.72	4.25 10 ⁻⁶	4.79 10 ⁻³
3.94	0	4.68 10 ⁻³	4.07	2.91 10 ⁻⁵	4.70 10 ⁻³
4.27	0	4.75 10 ⁻³	4.41	6.22 10 ⁻⁵	4.79 10 ⁻³
4.6	0	4.73 10 ⁻³	4.75	7.95 10 ⁻⁵	4.76 10 ⁻³
4.93	0	4.73 10 ⁻³	5.09	8.58 10 ⁻⁵	4.90 10 ⁻³
5.26	0	4.73 10 ⁻³	5.43	8.84 10 ⁻⁵	4.79 10 ⁻³
5.59	8.50 10 ⁻⁶	4.78 10 ⁻³	5.77	8.28 10 ⁻⁵	4.80 10 ⁻³
5.93	6.82 10 ⁻⁵	4.68 10 ⁻³	6.11	6.18 10 ⁻⁵	4.69 10 ⁻³
6.26	1.26 10 ⁻⁴	4.65 10 ⁻³	6.45	3.61 10 ⁻⁵	4.84 10 ⁻³
6.59	8.87 10 ⁻⁵	4.64 10 ⁻³	6.73	1.88 10 ⁻⁵	4.79 10 ⁻³
6.92	5.26 10 ⁻⁵	4.62 10 ⁻³	7.07	1.01 10 ⁻⁵	4.99 10 ⁻³
7.25	2.88 10 ⁻⁵	4.70 10 ⁻³	7.39	5.57 10 ⁻⁶	4.93 10 ⁻³
7.58	1.55 10 ⁻⁵	4.66 10 ⁻³	7.73	3.37 10 ⁻⁶	5.18 10 ⁻³
7.91	8.82 10 ⁻⁶	4.66 10 ⁻³	8.06	2.18 10 ⁻⁶	5.18 10 ⁻³
8.25	5.27 10 ⁻⁶	4.66 10 ⁻³			
8.58	3.38 10 ⁻⁶	4.64 10 ⁻³			
8.91	2.25 10 ⁻⁶	4.70 10 ⁻³			
9.23	1.46 10 ⁻⁶	4.69 10 ⁻³			
9.56	1.05 10 ⁻⁶	4.67 10 ⁻³			
9.89	1.23 10 ⁻⁶	4.61 10 ⁻³			

REFERENCES

- ABDENNOUR-PFIFTER M. (1994) Etude hydrogéochimique et modélisation des phénomènes couplés transport-réactions liés au stockage de chaleur et/ou de déchets nucléaires dans les réservoirs géologiques. PhD Thesis - Univ. Louis Pasteur (Strasbourg I - France). 251 p.
- CHUPEAU J. (1991) Contribution à l'étude théorique et expérimentale du transfert des solutés en aquifère : application au traçage chimique d'un réservoir géothermique, apports de la modélisation couplée transport-géochimie. PhD Thesis - Univ. Pierre et Marie Curie (Paris VI - France). 186 p.
- LEFEVRE F., SARDIN M. and SCHWEICH D. (1993) Migration of strontium in clayey and calcareous sandy soil : precipitation and ion-exchange. *J. Contaminant Hydrol.*, 13, 215-229.
- LEFEVRE F., SARDIN M. and VITORGE P. (1994) Migration of ^{45}Ca and ^{90}Sr in a clayey and calcareous sand : calculation of distribution coefficients by ion exchange theory and validation by column experiments. Fourth International Conference on the Chemistry and Migration Behaviour of Actinides and Fission Products in the Geosphere. Charleston. SC USA. Dec. 12-17, 1993. *Radiochimica Acta*, 711-717
- MOREL F. M. M. and HERING J. G. (1993) Principles and applications of aquatic chemistry. John Wiley and Sons, New-York. 588 p.
- SCHWEINGRUBER M. (1984) User's guide for extended MINEQL (EIR Version) - Technical Note EIR AN-45-84-39, Swiss Federal Institute for Reactor Research.
- VILLERMAUX J. (1982) Génie de la réaction chimique : conception et fonctionnement des réacteurs. Lavoisier Tec&Doc, Paris, 401 pp.
- WESTALL J. C., ZACHARY J. L. and MOREL F. M. M. (1976) MINEQL, a computer program for the calculation of chemical equilibrium composition of aqueous systems. Technical Note N°18, Dpt. of Civil Engineering, M.I.T.
- YEH G. T. and TRIPATHI V. S. (1989) A critical evaluation of recent developments in hydrogeochemical transport models of reactive multichemical components. *Water Resources Research*, Vol. 25, 93-108.