

Nonlinear dielectric susceptibilities in supercooled liquids: A toy model

F. Ladieu, C. Brun, D. L'Hôte

► **To cite this version:**

F. Ladieu, C. Brun, D. L'Hôte. Nonlinear dielectric susceptibilities in supercooled liquids: A toy model. *Physical Review B: Condensed matter and materials physics*, American Physical Society, 2012, 85, pp.184207. 10.1103/PhysRevB.85.184207 . cea-01394728

HAL Id: cea-01394728

<https://hal-cea.archives-ouvertes.fr/cea-01394728>

Submitted on 9 Nov 2016

HAL is a multi-disciplinary open access archive for the deposit and dissemination of scientific research documents, whether they are published or not. The documents may come from teaching and research institutions in France or abroad, or from public or private research centers.

L'archive ouverte pluridisciplinaire **HAL**, est destinée au dépôt et à la diffusion de documents scientifiques de niveau recherche, publiés ou non, émanant des établissements d'enseignement et de recherche français ou étrangers, des laboratoires publics ou privés.

Nonlinear dielectric susceptibilities in supercooled liquids : a toy model.

F. Ladieu,* C. Brun, and D. L'Hôte

SPEC/SPHYNX (CNRS URA 2464), DSM/IRAMIS CEA Saclay, Bat.772, F-91191 Gif-sur-Yvette France

(Dated: 28 octobre 2013)

The dielectric response of supercooled liquids is phenomenologically modeled by a set of Asymmetric Double Wells (ADW), where each ADW contains a dynamical heterogeneity of N_{corr} molecules. We find that the linear macroscopic susceptibility χ_1 does not depend on N_{corr} contrary to all higher order susceptibilities χ_{2k+1} . We show that χ_{2k+1} is proportional to the k^{th} moment of N_{corr} , which could pave the way for new experiments on glass transition. In particular, as predicted by Bouchaud and Biroli on general grounds [Phys. Rev. B, **72**, 064204 (2005)], we find that χ_3 is proportional to the average value of N_{corr} . We fully calculate χ_3 and, with plausible values of few parameters our model accounts for the salient features of the experimental behavior of χ_3 of supercooled glycerol.

Upon fast enough cooling, most liquids do not crystallize but enter into a supercooled liquid state [1–5], where the viscosity η dramatically increases with lowering the temperature T . Below the glass transition temperature T_g , η is so high that the system is in practice a solid -the glass-, yet, no structural difference between the glass and the liquid state has ever been detected [1]. Over the past fifteen years, a major breakthrough was the discovery of Dynamical Heterogeneities (D.H.) in supercooled liquids [6–11]; i.e., relaxation happens through collective events gathering N_{corr} molecules, and some groups are relaxing much faster than others. As it is expected that an increase of N_{corr} when lowering T could increase dramatically η , a significant effort was made for measuring the T -dependence of N_{corr} [8, 12, 13].

It has been argued that the most direct way to draw accurately the T -dependence of N_{corr} from experimental data is based on the a.c. nonlinear susceptibility χ_3 [14–16], where χ_3 is the third order response of the fluid to a field with an angular frequency ω . This field can be of any nature, e.g. electric as in [15, 16]. More precisely two nonlinear susceptibilities are related to χ_3 : $\chi_3^{(3)}$ and $\chi_3^{(1)}$, which correspond to the third order nonlinear response at the third harmonics (i.e., at “ 3ω ”) and at the first harmonics (i.e., at “ 1ω ”) respectively. Bouchaud and Biroli (BB) have shown [14, 16] that $\chi_3^{(3)}$ and $\chi_3^{(1)}$ should be related to the average value of N_{corr} over the various D.H.’s existing at a given T -noted $[N_{corr}(T)]_{av}$ - by :

$$\begin{aligned}\chi_3^{(3)}(\omega, T) &\approx \frac{\epsilon_0(\Delta\chi_1)^2 a^3}{k_B T} [N_{corr}(T)]_{av} \mathcal{H}(\omega\tau_\alpha) \\ \chi_3^{(1)}(\omega, T) &\approx \frac{\epsilon_0(\Delta\chi_1)^2 a^3}{k_B T} [N_{corr}(T)]_{av} \mathcal{K}(\omega\tau_\alpha).\end{aligned}\quad (1)$$

Here k_B is the Boltzman constant, and $\tau_\alpha(T)$ is the typical relaxation time at temperature T corresponding to the relaxation frequency $f_\alpha = 1/(2\pi\tau_\alpha)$ where the imaginary part of the linear response is maximum. $\Delta\chi_1 = \chi_1(\omega = 0) - \chi_1(\omega \rightarrow \infty)$ is the part of the static linear susceptibility corresponding to the slow relaxation process of interest, a^3 is the volume occupied by one molecule, and \mathcal{H} and \mathcal{K} are two complex scaling functions that approach zero for both small and large $\omega\tau_\alpha$. Note that the humped shapes of $|\mathcal{H}(\omega\tau_\alpha)|$ and $|\mathcal{K}(\omega\tau_\alpha)|$ are distinctive features of the glassy correlations.

BB’s prediction relies on very general grounds, such as a generalised fluctuation dissipation relation, and was inspired by spin glass physics [17], where a true second order phase transition happens at T_c , accompanied by a critical divergence of χ_3 (while the linear susceptibility χ_1 does not diverge). A consequence of this generality is that the detailed expressions of the scaling functions \mathcal{H} and \mathcal{K} remain unknown. Here we present a phenomenological “toy” model where, for the first time, BB’s predictions are recovered with an explicit expression for the functions \mathcal{H} and \mathcal{K} . By using plausible values of free parameters, the most salient experimental features of [15, 16] can be accounted for. Moreover we obtain new predictions on higher order nonlinear susceptibilities $\chi_{2k+1 \geq 5}$. This could motivate new experiments deepening our understanding of the glass transition.

Model : We assume that all D.H.’s are independent from each other and that a given D.H. is a group of N_{corr} molecules evolving in an Asymmetric Double Well potential (ADW), depicted in Fig. 1. Each ADW is characterised by the height of its barrier V and by an asymmetry energy Δ . We neglect internal field effects. On Fig. 1, z represents

*Electronic address: francois.ladieu@cea.fr

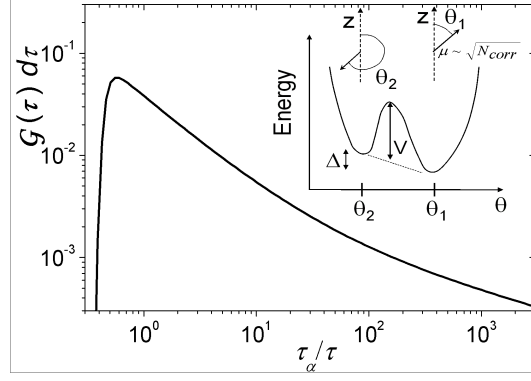


FIGURE 1: *Inset* : ADW model where each D.H. of N_{corr} molecules evolves in an asymmetric double well making an angle θ_1 with respect to the applied field E . *Main graph* : distribution of relaxation times for Glycerol at $T = 204.7\text{K}$, [18, 23].

the axis of the external electric field $E(t) = E \cos(\omega t)$, and θ_1 is the angle between the field and the well which has the deepest energy at $E = 0$. For simplicity we assume that $\theta_2 = \theta_1 + \pi$. With respect to earlier versions [19, 20], a key refinement is the assumption that the magnitude of the net dipolar moment μ , in either of the two wells, is given by $\mu = \mu_{molec} \sqrt{N_{corr}}$ where μ_{molec} is the molecular moment : This estimator of μ is assumed here because there should not exist any geometrical ordering among the molecules contributing to a given D.H. [6]. With $v_{DH} = N_{corr} a^3$ the volume of a D.H., the simplest approach, for $\theta_1 = 0$ and $\Delta = 0$, yields a static polarisation given by $(\mu/v_{DH}) \tanh(\mu E/k_B T)$. Expanding in E gives $\Delta\chi_1 \propto \mu^2/v_{DH}$, which is independent of N_{corr} since the N_{corr} dependence of μ^2 cancels that of v_{DH} . For all higher orders such a cancellation does not happen, e.g. $\chi_3 \propto \mu^4/v_{DH} \propto N_{corr}$. This is the main reason why we find below that χ_1 is blind to N_{corr} contrarily to all higher order susceptibilities.

Let us now consider a set of N identical ADW's. With $\Pi_{j,k}$ the transition rate from the well k to the well j , we obtain the number n_1 -resp. n_2 - of ADW's in state 1 -resp. state 2- by solving the two master equations : $\partial n_1/\partial t = -\Pi_{21}n_1 + \Pi_{12}n_2$ and $\partial n_2/\partial t = -\Pi_{12}n_2 + \Pi_{21}n_1$. Assuming thermally activated barrier hoppings, one gets [19, 20] : $\Pi_{12} = W \exp[(\Delta/2 + \mu E \cos \theta_1)/k_B T]$, $\Pi_{21} = W \exp[-(\Delta/2 + \mu E \cos \theta_1)/k_B T]$ where $W = \nu_0 \exp[-V/k_B T]$. Here $\nu_0 = 1/\tau_m$ where τ_m is the microscopic characteristic time of the thermal fluctuations within each well. The polarisation P of the set of N identical ADW's is given by $P = \mu \cos(\theta_1)(n_1 - n_2)/(N v_{DH})$. The two master equations yield the dynamical equation for P , which involves the relaxation time $\tau = 2W \cosh(\Delta/2k_B T)$ of the identical ADW's :

$$\begin{aligned} \tau \frac{dP}{dt} + P (\delta \sinh e + \cosh e) &= \mathcal{M} (\delta \cosh e + \sinh e) \\ \text{where } e(t) \equiv F \cos(\omega t), \quad F &= \frac{\mu_{molec} \sqrt{N_{corr}} \cos(\theta_1)}{k_B T} E \\ \text{and } \mathcal{M} &= \frac{\mu_{molec} \cos \theta_1}{\sqrt{N_{corr}} a^3}, \quad \delta = \tanh\left(\frac{\Delta}{2k_B T}\right). \end{aligned} \quad (2)$$

Setting $E = 0$ in Eq. 2 yields $P = P_0 = \mathcal{M}\delta$. As $\mathcal{M} \sim \cos \theta_1$, we obtain $\langle P_0 \rangle = 0$ where the brackets denote the average over the isotropically distributed values of θ_1 . In the limit of small fields (i.e., $e \rightarrow 0$), expanding Eq. 2 to the first order in e yields :

$$\langle P_1(t) \rangle = \frac{\langle \mathcal{M} F \rangle (1 - \delta^2)}{\sqrt{1 + (\omega\tau)^2}} \cos(\omega t - \arctan \omega\tau), \quad (3)$$

i.e., a Debye response, as expected in any double well model [21]. As the linear dielectric spectra of supercooled liquids are asymmetric in frequency, we assume, as in other phenomenological models [11, 22], that the values of τ are distributed according to $\mathcal{G}(\tau)$, [23]. $\mathcal{G}(\tau)$, given in [18] and in Fig. 1, is chosen to recover accurately the experimentally well known linear susceptibility $\chi_1(\omega, T)$ by weighting Eq. 3 with $\mathcal{G}(\tau)$ and summing over all values of τ . More precisely, $\mathcal{G}(\tau)$ determines the shape of $\chi_1(\omega, T)$, but not its overall magnitude $\Delta\chi_1$. We use the experimentally well known value of $\Delta\chi_1$ as an additional constraint in our model : from Eq. 3, we obtain $\mu_{molec}^2 = 3k_B T \epsilon_0 a^3 \Delta\chi_1 / (1 - \delta^2)$; i.e.,

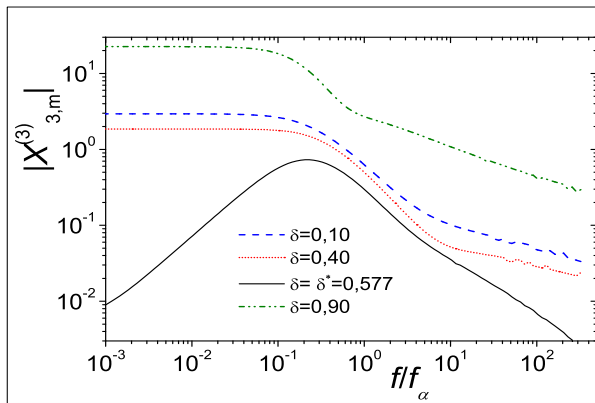


FIGURE 2: (Color Online) Effect of the dimensionless asymmetry energy δ on $|X_{3,m}^{(3)}|$: the spectra have a low pass character excepted close to $\delta^* = 1/\sqrt{3}$. Here $[N_{corr}]_{av} = 5$.

μ_{molec} is no longer a free parameter.

Computing $\chi_3^{(3)}$ and $\chi_3^{(1)}$: For a given value of N_{corr} and of δ , we consider all ADW's having the same τ and θ_1 . By using Eq. 2, we compute the polarisation up to the third order in field. We first average the result over θ_1 , then sum over τ with weight $\mathcal{G}(\tau)$, and finally average over the values of N_{corr} existing among various D.H.'s. The latter average is denoted by $[\]_{av}$. This yields quantities -labelled below by an index "m" standing for "model"- which are comparable to experiments [15, 16]. Note that this method, by using the values of $a^3, \Delta\chi_1, \mathcal{G}(\tau)$ drawn from standard experiments, eliminates θ_1, ν_0, V and μ_{molec} . Thus, when comparing our model to the experimental values of $\chi_3^{(3)}$ and $\chi_3^{(1)}$ at a given T , the two remaining free parameters are $[N_{corr}]_{av}$ and δ . For simplicity we take a single value for δ , and postpone the possible averaging over δ to Ref. [18].

In practice, we solve Eq. 2 by assuming $e \ll 1$, and develop Eq. 2, as well as P , in series of e , up to the third order. As the polarisation of a given set of ADW's sharing the same θ_1, τ, N_{corr} is not symmetric with respect to field reversal $E \rightarrow -E$, we set $P(t) = \sum_{q=0}^3 P_q(t)$ where $P_q \propto E^q$. Since $e \ll 1$, one has $|P_q| \gg |P_{q'>q}|$; i.e., all $P_{q'>q}$ can be neglected when looking for P_q . Thus, P_q is obtained by keeping only the terms $\propto e^q$ in Eq. 2. This was illustrated above to get first P_0 and then $P_1(t)$ -see Eq. 3-. Repeating the procedure to the order e^2 yields P_2 , [18]. Finally going to the order e^3 gives :

$$\tau \frac{d(P_3)}{dt} + P_3 = \frac{M(1-\delta^2)}{6} e^3 - \frac{1}{2} P_1 e^2 - \delta P_2 e. \quad (4)$$

As P_1 and P_2 are known, the analytical expression of $P_3(t)$ is readily obtained from Eq. 4. After averaging over θ_1, τ, N_{corr} , one obtains $P_{3,m}$ that must be identified with the third order term \mathcal{P}_3 of the experimental polarisation. As $e^3 \propto E^3(3/4 \cos(\omega t) + 1/4 \cos(3\omega t))$, we recall that \mathcal{P}_3 naturally defines the first and third harmonics cubic susceptibilities (with phases $-\delta_3^{(k)}, k = 1, 3$) as [24] :

$$\frac{\mathcal{P}_3(t)}{\epsilon_0} = \frac{3E^3}{4} |\chi_3^{(1)}| \cos(\omega t - \delta_3^{(1)}) + \frac{E^3}{4} |\chi_3^{(3)}| \cos(3\omega t - \delta_3^{(3)}). \quad (5)$$

Results of the ADW model: A dimensional analysis shows that our model yields $P_{q,m} \propto [\langle \mathcal{M} F^q \rangle]_{av}$, which has two important consequences. First it yields $P_{q,m} \propto \langle (\cos \theta_1)^{q+1} \rangle$. This implies that the even terms $P_{2k,m} \equiv 0$, which ensures that the macroscopic polarisation reverses exactly upon the $E(t) \rightarrow -E(t)$ reversal, as required by macroscopic symmetry considerations. Second, all odd terms $P_{2k+1,m}$ are non zero, yielding for the susceptibilities : $\chi_{2k+1,m} \propto [N_{corr}^k]_{av}$. This shows that the linear susceptibility $\chi_{1,m}$ is blind to the value of N_{corr} , contrary to higher order susceptibilities which are directly proportionnal to the k^{th} moment of N_{corr} . This first important result is reminiscent of the spin-glass transition [17] which has inspired BB's prediction.

The above mentioned analysis yields $\chi_{3,m}^{(3)}$ that we convert into its dimensionless form $X_{3,m}^{(3)} = \chi_{3,m}^{(3)} k_B T / [\epsilon_0 a^3 (\Delta\chi_1)^2]$. Writing $X_{3,m}^{(3)} = |X_{3,m}^{(3)}| \exp[-i\delta_{3,m}^{(3)}]$ where $i^2 = -1$, we get finally [18], with $x = \omega\tau$:

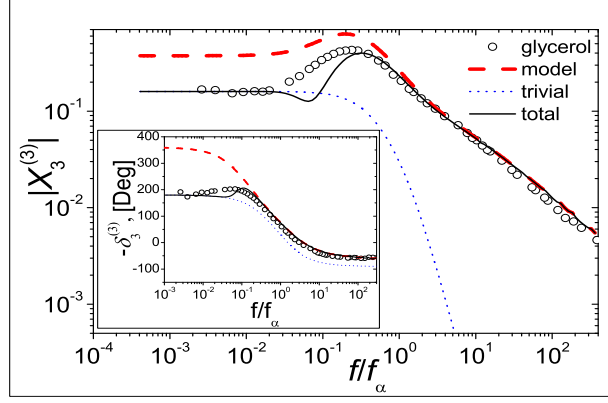


FIGURE 3: (Color Online) For $[N_{corr}]_{av} = 5, \delta = 0.60$ comparison of the ADW model with the experiments of Ref. [16] at $T = 204.7\text{K}$. $X_{3,tot}^{(3)}$ is the weighted sum (see text) of $X_{3,m}^{(3)}$ (see Eq. 6) and of $X_{3,trivial}^{(3)}$ corresponding to the cubic susceptibility of independent molecules undergoing rotational brownian motion [16, 25]. For $f/f_\alpha \geq 1$ one has $X_{3,m}^{(3)} \simeq X_{3,tot}^{(3)}$ and the experiments are very well accounted for by the model. For $f/f_\alpha \leq 1$, only the global trends of the data are restored by the model with $f_{ex}/f_\alpha = 0.14$. *Inset* : Phases corresponding to the main graph, same symbols.

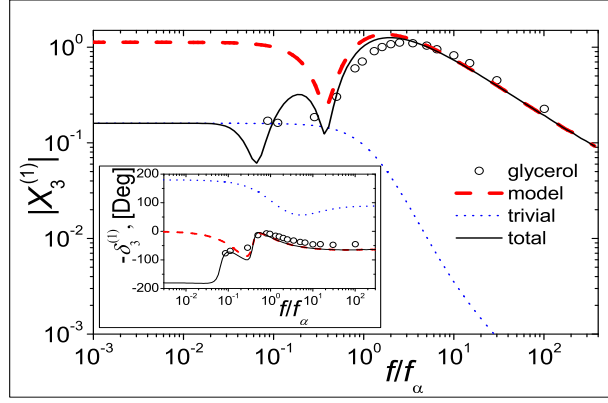


FIGURE 4: (Color Online) Same symbols as in Fig. 3, excepted that $X_3^{(1)}$ is displayed here, and that $[N_{corr}]_{av} = 15$. δ and f_{ex} have the same values as in Fig. 3.

$$X_{3,m}^{(3)} = \frac{9[N_{corr}]_{av}}{5(1-\delta^2)} \int_0^\infty \mathcal{G}(\tau) \frac{D_3^{(3)}(x) e^{i[\Psi_3^{(3)}(x) - \arctan(3x)]}}{\sqrt{1+(3x)^2}} d\tau$$

$$D_3^{(3)}(x) e^{i\Psi_3^{(3)}(x)} \equiv \frac{1}{6} - \frac{e^{-i\arctan x}}{\sqrt{1+x^2}} \left[\frac{1}{2} - \delta^2 \frac{e^{-i\arctan(2x)}}{\sqrt{1+4x^2}} \right]. \quad (6)$$

Note that \mathcal{G} nearly obeys Time-Temperature Superposition (TTS); i.e., it is nearly [22] independent on T when plotted as a function of $\lambda = \tau/\tau_\alpha$. As $\omega\tau = \lambda\omega\tau_\alpha$, Eq. 6 shows that $X_{3,m}^{(3)}$ equals $[N_{corr}]_{av}$ times a function which does *not* depend on T -we take δ as a constant in T -, when plotted as a function of $\omega\tau_\alpha$. Thus Eq. 6 gives the first phenomenological expression of the function $\mathcal{H}(\omega\tau_\alpha)$ of Eq. 1 -we recall that according to BB's prediction $X_3^{(3)}$ is $[N_{corr}]_{av}\mathcal{H}$ -. Eq. 6 thus shows explicitly that the T dependence of $X_3^{(3)}$ is directly that of $[N_{corr}]_{av}$, up to small effects coming from small violations of TTS in $\mathcal{G}(\tau)$. This is the second important result of our model.

Fig. 2 shows the frequency behavior of $|X_{3,m}^{(3)}|$. For most values of δ , the spectrum has a low pass character. In the

vicinity of $\delta^* = 1/\sqrt{3}$ the spectrum has a humped shape. To understand this, let us note P^{stat} the solution of Eq. 2 at $\omega = 0$. One gets $P^{stat} = \mathcal{M} \tanh[e + \Delta/(2k_B T)]$. Expansion to order e^3 yields $X_{3,m}^{stat}(\delta^*) = 0$. Around δ^* , $X_{3,m}^{stat}$ moves from a negative “Ising-like” value (low δ 's), to a positive value for very asymmetric ADW's (high δ 's). When $\omega \neq 0$, the effective relaxation time $\tau/(\cosh e + \delta \sinh e)$ comes into play, which contributes also to $X_{3,m}^{(3)}$. This is why close to δ^* , $|X_{3,m}^{(3)}|$ has a humped shape in frequency. A deeper, i.e., much less model dependent, reason for this humped shape is given below.

To compare our model to the nonlinear susceptibilities of glycerol reported in [15, 16], we first focus on the case $f \geq f_\alpha$. Fig. 3 shows that choosing $[N_{corr}]_{av} = 5$ and $\delta = 0.60$ yields a very good agreement between our model and the values of $X_3^{(3)}(f \geq f_\alpha)$ measured at $T = 204.7\text{K} \simeq T_g + 16\text{K}$. We emphasize that the agreement is good for both the modulus and the phase of $X_{3,m}^{(3)}$. Fig. 4 shows the same kind of comparison for $X_3^{(1)}$, for which an expression similar to Eq. 6 is given in [18]. On Fig. 4 the best agreement between our model and the data reported in [16] is obtained with $[N_{corr}]_{av} = 15$ and $\delta = 0.60$: With respect to the data, our model underestimates the phase by $\simeq 20^\circ$ and yields a maximum for the modulus at $f^* \simeq 1.6f_\alpha$ not far from the experimental value of $2.5f_\alpha$. The fact that the optimal $[N_{corr}]_{av}$ is not the same in Fig. 3 and in Fig. 4 may come from interferences between the nonlinear responses of the D.H.'s with different τ , see Eq. 6 and Ref. [18]. These interferences have different effects on $X_{3,m}^{(3)}$ and on $X_{3,m}^{(1)}$, see [18], and this is not fully captured by our toy model, due to its simplicity. We emphasize, on the other hand, that $[N_{corr}]_{av} = 5 - 15$ is the right order of magnitude when comparing to the values given by 4D-NMR experiments [8] or by Ref. [13]. Moreover our model accounts for the fact that $|X_{3,m}^{(3)}|$ is peaked at a frequency ten times smaller than $|X_{3,m}^{(1)}|$ in glycerol. Finally, $\delta = 0.60$ amounts to $\Delta \simeq 1.4k_B T \approx 1.4k_B T_g$, i.e. it does not introduce a new energy scale.

Now, let us move to the case $f < f_\alpha$. Here we must take into account the finite lifetime τ_{ex} of D.H.'s; i.e., the fact that the liquid flows at large times [10]. The effective value of $[N_{corr}]_{av}$ decreases with frequency when $f\tau_{ex} \leq 1$, since a given molecule is involved in various DH's at large times; i.e., it becomes independent of other molecules in the long run: as $X_{3,m}^{(k=1,3)} \propto [N_{corr}]_{av}$, this will give a humped shape to the nonlinear susceptibility even for the values of δ where $|X_{3,m}^{(k)}|$ has a low pass character. To take this idea into account, we simply use the -well known- nonlinear response $X_{3,trivial}^{(k)}$ of independent molecules (see [15, 16, 25]) and assume that it dominates the measured $X_3^{(k)}$ when $f\tau_{ex} \ll 1$. In practice, we write heuristically the total cubic susceptibility $X_{3,tot}^{(k)}$ (with once again $k = 1, 3$) as: $X_{3,tot}^{(k)} = pX_{3,m}^{(k)} + (1-p)X_{3,trivial}^{(k)}$ with $p = \exp(-f_{ex}/f)$, see [18]. For $f > f_\alpha$, $X_{3,tot}^{(k)}$ is of course very close to $X_{3,m}^{(k)}$, since $p \simeq 1$. For $f \leq f_\alpha$, Figs. 3-4 show that, with $f_{ex} = 0.14f_\alpha$, $X_{3,tot}^{(k)}$ has the same global qualitative trends as the measured $X_3^{(k)}$ in glycerol. We note that $f_{ex}/f_\alpha = 0.14$ amounts to $Q = \tau_{ex}/\tau_\alpha \simeq 7$, which is compatible with the values $Q \simeq 3 - 10$ reported before [10] albeit still debated [18]. We think that the oscillation of $|X_{3,tot}^{(k)}|$ around $0.1f_\alpha$ is unphysical and comes from the very naive way of including τ_{ex} in our analysis.

To conclude, we have developed a very simple toy model for the nonlinear susceptibilities in supercooled liquids. We find that $\chi_{2k+1,m} \propto [N_{corr}]_{av}^k$; i.e., that $\chi_{1,m}$ is blind to the value of N_{corr} contrary to all higher order susceptibilities. This yields the first phenomenological expression of the scaling functions involved in BB's predictions. With reasonable values of parameters, the main trends of nonlinear experimental data are recovered. Our model explains very simply why the nonlinear responses yield brand new information on the glassy dynamics. This simplicity may trigger more experiments deepening our understanding of the glass transition.

We thank R. Tourbot for his outstanding technical help, S. Nakamae for carefully reading the paper. We thank G. Diezemann for encouraging discussions in dec. 2011, and C.Alba-Simionesco, G. Biroli, J.-P. Bouchaud, J.-P. Carton, P.M. D ejardin for long lasting help.

Note added : See also on the same subject the paper of Gregor Diezemann to appear on Condmat TODAY plus or minus a few days !...

-
- [1] P.G. Debenedetti, F.H. Stlinger, Nature **410**, 259-267 (2001).
 - [2] E. Donth, The Glass Transition, Springer Series in Materials Science, Vol. 48, Springer-Verlag, Berlin, Heidelberg, 2001.
 - [3] C.A. Angell, J. Non-Cryst. Sol., **102** 205, (1988).
 - [4] M.D. Ediger, C.A. Angell, S.R. Nagel, J. Phys. Chem., **100**, 13200, (1996).
 - [5] G. Adam, J.H. Gibbs, J. Chem. Phys., **43**, 139, (1965).
 - [6] M.M. Hurley, P. Harowell, Phys. Rev. E, **52**, 1694, (1995); for a review see, e.g., W. Kob, arXiv :cond-mat/0212344v1.
 - [7] B. Schiener, R. B ohmer, A. Loidl, and R. V. Chamberlin, Science, **274**, 752, (1996).
 - [8] U. Tracht, M. Wihelm, A. Heuer, H. Feng, K. Schmidt-Rohr, and H. W. Spiess, Phys. Rev. Lett. **81**, 2127 (1998); S. A. Reinsberg, A. Heuer, B. Doliwa, H. Zimmermann, H. W. Spiess, Journ. of Non-Cryst. Sol. **307-310**, 208 (2002).

- [9] M.D. Ediger, *Annu. Rev. Phys. Chem.* **51**, 99 (2000).
- [10] R. Richert, *J. Phys. : Condens. Matter* **14** R703 (2002).
- [11] R. Richert, S. Weinstein, *Phys. Rev. Lett.* **97**, 095703 (2006).
- [12] L. Berthier *et al.*, *Science* **310**, 1797 (2005).
- [13] C. Dalle-Ferrier *et al.*, *Phys. Rev. E* **76**, 041510 (2007).
- [14] J.-P. Bouchaud, G. Biroli, *Phys. Rev. B* **72**, 064204 (2005).
- [15] C. Crauste-Thibierge, C. Brun, F. Ladieu, D. L'Hôte, G. Biroli, and J.-P. Bouchaud, *Phys. Rev. Lett.* **104**, 165703 (2010).
- [16] C. Brun, F. Ladieu, D. L'Hôte, M. Tarzia, G. Biroli, J.-P. Bouchaud, *Phys. Rev. B*, **84**, 104204 (2011).
- [17] L. P. Lévy, *Phys. Rev. B* **38**, 4963 (1988).
- [18] For more details, see below the Supplementary information (EPAPS) after the reference list.
- [19] A. Wagner, H. Kliem, *J. Chem. Phys.* **111**, 1043 (1999).
- [20] R. Böhmer and G. Diezemann, Chapter 14 in *Broadband Dielectric Spectroscopy*, F. Kremer, A. Schönhals Eds, Springer, 2003 ; see also the note added at the end of the acknowledgments part.
- [21] H. Frölich, *Theory of Dielectrics*, Oxford at the Clarendon Press, 1958.
- [22] C. Brun, C. Crauste-Thibierge, F. Ladieu, D. L'Hôte, *J. Chem. Phys.* **134**, 194507 (2011).
- [23] Th. Blochowicz, Ch. Tschirwitz, St. Benkhof, and E. A. Rössler, *J. Chem. Phys.* **118**, 7544 (2003).
- [24] C. Thibierge, D. L'Hôte, F. Ladieu, R. Tourbot, *Rev. Scient. Instrum.* **79**, 103905 (2008).
- [25] J.L. Déjardin, Yu.P. Kalmykov, *Phys. Rev. E* **61**, 1211 (2000).
- [26] see R. Richert, N. Israeloff, C. Alba-Simionesco, F. Ladieu, D. L'Hôte, *Experimental approaches to Heterogeneous Dynamics*, in *Dynamical Heterogeneities in glasses, colloids and granular media*, Oxford University Press, 2010.

Electronic Physics Auxiliary Publication Service : Supplementary Information for :

Nonlinear dielectric susceptibilities in supercooled liquids : a toy model.

F. Ladieu, C. Brun, D. L'Hôte

We detail hereafter the calculations for $X_{3,m}^{(3)}$ and $X_{3,m}^{(1)}$ summarized in our main article. We then give a short justification of our assumption $p = \exp[-f_{ex}/f]$ made in the end of the main article. Finally, we give more informations about what happens when averaging over the dimensionless asymmetry parameter δ .

I. THE NONLINEAR SUSCEPTIBILITIES IN THE ASYMMETRIC DOUBLE WELL POTENTIAL MODEL.

A. Calculations for one set of identical Asymmetric Double Wells.

In this section we consider a set of N identical Asymmetric Double Wells (ADW) ; i.e., a set of ADW's sharing the same values for all microscopic parameters of the model. Denoting n_1 (respectively n_2) the number of ADW's in state θ_1 (respectively $\theta_2 = \theta_1 + \pi$), the polarisation P of the considered set of ADW's is given by :

$$P = \frac{(n_1 - n_2)\mu_{molec}\sqrt{N_{corr}}\cos\theta_1}{NN_{corr}a^3} = \mathcal{M}\frac{n}{N} \quad \text{where} \quad \mathcal{M} = \frac{\mu_{molec}\cos\theta_1}{\sqrt{N_{corr}}a^3}, \quad (7)$$

where it was assumed that the net dipolar moment in either of the two states of a given ADW is given by $\mu = \mu_{molec}\sqrt{N_{corr}}$, with μ_{molec} the molecular dipole moment (see the main article). Combining the two master equations for $n_1(t)$ and $n_2(t)$, with $n_2(t) = N - n_1(t)$, one gets the equation for the dynamics of P :

$$\tau \frac{dP}{dt} + P(\delta \sinh e + \cosh e) = \mathcal{M}(\delta \cosh e + \sinh e)$$

where $e(t) \equiv F \cos(\omega t)$, $F = \frac{\mu_{molec} \sqrt{N_{corr}} \cos(\theta_1)}{k_B T} E$

$$\text{and } \mathcal{M} = \frac{\mu_{molec} \cos \theta_1}{\sqrt{N_{corr}} a^3}, \quad \delta = \tanh\left(\frac{\Delta}{2k_B T}\right). \quad (8)$$

As explained in the article, the two sources of nonlinearity in Eq. 8 are : (i) the nonlinear character of the equilibrium value $P^{stat} = \mathcal{M}(\delta \cosh e + \sinh e)/(\delta \sinh e + \cosh e) = \mathcal{M} \tanh[e + \Delta/(2k_B T)]$; and (ii) the nonlinear character of the instantaneous relaxation time $\tau_{eff} = \tau/(\delta \sinh e + \cosh e)$.

We expand $P(t)$ in series of powers of the field E up to third order $P(t) = P_0 + P_1(t) + P_2(t) + P_3(t)$ where $P_q \propto E^q$. As $E(t)^2 = E^2(1 + \cos(\omega t))/2$ and $E(t)^3 = E^3(3 \cos(\omega t) + \cos(3\omega t))/4$, $P_2(t)$ and P_3 are the sum of two terms :

$$P_2(t) = P_2^{(0)} + P_2^{(2)}(t)$$

$$P_3(t) = P_3^{(1)}(t) + P_3^{(3)}(t), \quad (9)$$

where the superscript in parentheses indicates the index of the relevant harmonics. For example, $P_3(t)$ is given by a term oscillating at the fundamental frequency, and by a term oscillating at three times the fundamental frequency.

As the condition $e \ll 1$ is well obeyed experimentally, one can neglect all $P_{q' > q}$ terms when computing P_q . Therefore P_q is obtained by keeping only the terms $\propto e^q$ in Eq. 8 above.

To the order e^0 it is found that :

$$P_0 = \mathcal{M}\delta. \quad (10)$$

Now, going to the order e^1 , one has (by using the result for P_0 in Eq. 10) :

$$\tau \frac{dP_1}{dt} + P_1 = \mathcal{M}[1 - \delta^2] \times F \cos(\omega t), \quad (11)$$

which yields :

$$P_1(t) = \frac{\mathcal{M}(1 - \delta^2)}{\sqrt{1 + (\omega\tau)^2}} F \cos(\omega t - \arctan(\omega\tau)). \quad (12)$$

We now go to the order e^2 and get :

$$\tau \frac{d(P_2)}{dt} + P_2 = -\delta F P_1(t) \cos(\omega t). \quad (13)$$

As $P_1(t)$ oscillates at frequency ω , the right hand side of Eq. 13 contains one constant term and another term oscillating at 2ω . Therefore, one finds :

$$P_2^{(0)} = \frac{\mathcal{M}(\delta - \delta^3)F^2}{2\sqrt{1 + (\omega\tau)^2}} \cos[\pi + \arctan(\omega\tau)]$$

$$P_2^{(2)}(t) = \frac{\mathcal{M}(\delta - \delta^3)F^2}{2\sqrt{1 + (\omega\tau)^2}\sqrt{1 + (2\omega\tau)^2}} \cos[2\omega t + \pi - \arctan(\omega\tau) - \arctan(2\omega\tau)]. \quad (14)$$

Finally, we reach the order e^3 and get :

$$\tau \frac{d(P_3)}{dt} + P_3 = (1/6)\mathcal{M}(1 - \delta^2)[e(t)]^3 - P_2(t)\delta e(t) - P_1(t)[e(t)]^2/2. \quad (15)$$

We separate the terms oscillating at ω from those oscillating at 3ω . Denoting by $|P_1|$ -respectively $|P_2^{(2)}|$ - the amplitude of $P_1(t)$ -respectively $P_2^{(2)}(t)$ -, one obtains :

$$\begin{aligned} \tau \frac{d(P_3^{(1)})}{dt} + P_3^{(1)} &= (1/8)\mathcal{M}F^3(1 - \delta^2) \cos(\omega t) - (1/4)F^2|P_1| \left[\cos[\omega t - \arctan(\omega\tau)] \right. \\ &\quad \left. + (1/2) \cos[\omega t + \arctan(\omega\tau)] \right] - P_2^{(0)}\delta F \cos(\omega t) - \\ &\quad - (1/2)|P_2^{(2)}|\delta F \cos[\omega t + \pi - \arctan(\omega\tau) - \arctan(2\omega\tau)]. \end{aligned} \quad (16)$$

as well as

$$\begin{aligned} \tau \frac{d(P_3^{(3)})}{dt} + P_3^{(3)} &= (1/24)\mathcal{M}F^3(1 - \delta^2) \cos(3\omega t) - (1/8)F^2|P_1| \cos[3\omega t - \arctan(\omega\tau)] \\ &\quad - (1/2)|P_2^{(2)}|\delta F \cos[3\omega t + \pi - \arctan(\omega\tau) - \arctan(2\omega\tau)]. \end{aligned} \quad (17)$$

By using Eqs. 12-14 and the two previous equations, one finds :

$$\begin{aligned} \tau \frac{d(P_3^{(1)})}{dt} + P_3^{(1)} &= (1/4)\mathcal{M}F^3(1 - \delta^2)D_3^{(1)}(\omega\tau) \cos \left[\omega t + \Psi_3^{(1)}(\omega\tau) \right] \\ \text{where } D_3^{(1)}(\omega\tau) \cos(\omega t + \Psi_3^{(1)}(\omega\tau)) &\equiv \left(\frac{1}{2} + \frac{2\delta^2}{1 + (\omega\tau)^2} \right) \cos(\omega t) - \frac{\cos[\omega t - \arctan(\omega\tau)]}{\sqrt{1 + (\omega\tau)^2}} \\ &\quad - \frac{\cos[\omega t + \arctan(\omega\tau)]}{2\sqrt{1 + (\omega\tau)^2}} \\ &\quad - \frac{\delta^2 \cos[\omega t + \pi - \arctan(\omega\tau) - \arctan(2\omega\tau)]}{\sqrt{1 + (\omega\tau)^2}\sqrt{1 + (2\omega\tau)^2}}, \end{aligned} \quad (18)$$

as well as

$$\begin{aligned} \tau \frac{d(P_3^{(3)})}{dt} + P_3^{(3)} &= (1/4)\mathcal{M}F^3(1 - \delta^2)D_3^{(3)}(\omega\tau) \cos \left[3\omega t + \Psi_3^{(3)}(\omega\tau) \right] \\ \text{with } D_3^{(3)}(\omega\tau) \cos(3\omega t + \Psi_3^{(3)}(\omega\tau)) &\equiv (1/6) \cos(3\omega t) - \frac{\cos[3\omega t - \arctan(\omega\tau)]}{2\sqrt{1 + (\omega\tau)^2}} \\ &\quad - \frac{\delta^2 \cos[3\omega t + \pi - \arctan(\omega\tau) - \arctan(2\omega\tau)]}{\sqrt{1 + (\omega\tau)^2}\sqrt{1 + (2\omega\tau)^2}}. \end{aligned} \quad (19)$$

Note that the above definitions of $D_3^{(3)}$ and $\Psi_3^{(3)}$ are consistent with those in the main article.

The solution of Eq. 18 is given by

$$P_3^{(1)}(t) = \frac{\mathcal{M}(1 - \delta^2)F^3}{4\sqrt{1 + (\omega\tau)^2}} D_3^{(1)}(\omega\tau) \cos \left[\omega t + \Psi_3^{(1)}(\omega\tau) - \arctan(\omega\tau) \right]. \quad (20)$$

The solution of Eq. 19 is given by

$$P_3^{(3)}(t) = \frac{\mathcal{M}(1 - \delta^2)F^3}{4\sqrt{1 + (3\omega\tau)^2}} D_3^{(3)}(\omega\tau) \cos \left[3\omega t + \Psi_3^{(3)}(\omega\tau) - \arctan(3\omega\tau) \right]. \quad (21)$$

B. Averaging over θ_1, τ and N_{corr} .

As explained in the main article, three kinds of averages must be done in our ADWP model :

(i) First, we have to average over the angle θ_1 , the values of which are assumed to be isotropically distributed. Denoting this average by $\langle \rangle$, one finds $\langle (\cos\theta_1)^{2k+1} \rangle = 0$ and $\langle (\cos\theta_1)^{2k} \rangle = 1/(2k+1)$, for any integer k . As we have found above that $P_q \propto \mathcal{M}F^q$, one obtains $\langle P_q \rangle \propto \langle \mathcal{M}F^q \rangle \propto \langle (\cos\theta_1)^{q+1} \rangle$. Therefore, all the even integer harmonics vanish, contrarily to all odd harmonics which are found to be

$$\langle P_{2k+1} \rangle \propto N_{corr}^k \quad (22)$$

(ii) Second we have to average over various relaxation times τ , with weight $\mathcal{G}(\tau)d\tau$. The distribution function \mathcal{G} is chosen so as to recover accurately the experimental linear response, χ_1 . Therefore \mathcal{G} must simultaneously solve the two following equations for the real part, χ_1' , and the imaginary part, χ_1'' :

$$\begin{aligned} \frac{\chi_1'(\omega) - \chi_1'(\infty)}{\Delta\chi_1} &= \int_{-\infty}^{\infty} \mathcal{G}(\ln \tau) \times \frac{1}{1 + (\omega\tau)^2} \times d \ln \tau \\ \frac{\chi_1''(\omega)}{\Delta\chi_1} &= \int_{-\infty}^{\infty} \mathcal{G}(\ln \tau) \times \frac{\omega\tau}{1 + (\omega\tau)^2} \times d \ln \tau, \end{aligned} \quad (23)$$

where we have used the fact that $\mathcal{G}(\tau)d\tau = \mathcal{G}(\ln \tau)d \ln \tau$. In practice one uses [22, 23] :

$$\begin{aligned} \mathcal{G}(\ln(\tau)) &= N_{GGE} e^{-\left(\frac{\beta}{\alpha}\right)\left(\frac{\tau}{\tau_0}\right)^\alpha} \left(\frac{\tau}{\tau_0}\right)^\beta \left[1 + \left(\frac{\sigma\tau}{\tau_0}\right)^{\gamma-\beta} \right] \\ \text{with } N_{GGE} &= \frac{\alpha \left(\frac{\beta}{\alpha}\right)^{\frac{\beta}{\alpha}}}{\Gamma\left(\frac{\beta}{\alpha}\right) + \sigma^{\gamma-\beta} \left(\frac{\alpha}{\beta}\right)^{(\gamma-\beta)/\alpha} \Gamma\left(\frac{\gamma}{\alpha}\right)}. \end{aligned} \quad (24)$$

Here $\Gamma(x)$ is the Euler gamma function and $\alpha, \beta, \sigma, \gamma, \tau_0$ are T dependent parameters. For glycerol, a good set of parameters is given by :

$$\begin{aligned} \alpha &= 10 \\ \beta &= -5.5996 \times 10^{-1} + 4.0900 \times 10^{-3}T + 1.50795 \times 10^{-5}T^2 \\ \sigma &= 1.57 \times 10^{-1} \exp\left[\frac{407.525}{T - 141}\right] \\ \gamma &= -7.826920 + 1.015 \times 10^{-1}T - 4.32345 \times 10^{-4} \times T^2 + 6.34415 \times 10^{-7} \times T^3 \\ \tau_0 &= 1.1511 \times 10^{-15} \times \exp\left[\frac{19.08905 \times 127.38588}{T - 127.38588}\right], \end{aligned} \quad (25)$$

with T expressed in Kelvins.

Note that τ_0 is nearly proportionnal to the typical relaxation time τ_α defined by $\tau_\alpha = 1/(2\pi f_\alpha)$ where f_α is the frequency of the peak of χ_1'' . Additionally one finds from Eq. 23 :

$$\Delta\chi_1 = \frac{(1 - \delta^2)(\mu_{molec})^2 \langle \cos^2(\theta_1) \rangle}{k_B T \epsilon_0 a^3}, \quad (26)$$

and with $\langle (\cos\theta_1)^2 \rangle = 1/3$, we obtain

$$(\mu_{molec})^2 = \frac{3k_B T \epsilon_0 a^3 \Delta\chi_1}{(1 - \delta^2)}. \quad (27)$$

At this point the two free parameters of our ADWP model are N_{corr} and δ . In particular Eq. 27 sets the value of μ_{molec} , since $\Delta\chi_1$ and a^3 are experimentally well known.

(ii) The third and the last average to be taken is over the values of N_{corr} . Indeed the proportionality expressed by Eq. 22 remains true when averaging over the τ 's. Therefore, it is very easy in our model to take into account the fact that there exists a distribution of the values of N_{corr} among various dynamical heterogeneities of a real supercooled liquid. As all above equations have been derived for given free parameters N_{corr} and δ , we superpose the ensemble of models with the same δ but with different values of N_{corr} . Denoting the average over N_{corr} by $[]_{av}$, we obtain from Eq. 22 :

$$[\langle P_{2k+1} \rangle]_{av} \propto \chi_{2k+1,m} \propto [N_{corr}^k]_{av}, \quad (28)$$

where $\chi_{2k+1,m}$ is the macroscopic nonlinear susceptibility of the order $2k+1$, and where the index m stands for ‘‘model’’, so as to avoid any confusion between the nonlinear susceptibilities produced by the model and those corresponding to what is experimentally measured (denoted χ_{2k+1}). Note that $\chi_{2k+1,m}$ represents generically the set of components of the macroscopic polarisation which is proportionnal to E^{2k+1} and oscillates at one of the odd harmonics between 1ω and $(2k+1)\omega$. For example, $\chi_{3,m}$ corresponds to two terms : one is proportionnal to $\chi_{3,m}^{(1)}$ -note the presence of exponent (1)- and oscillates at 1ω , and the other one is proportionnal to $\chi_{3,m}^{(3)}$ and oscillates at 3ω .

C. Explicit expressions for the cubic susceptibilities $\chi_3^{(3)}, \chi_3^{(1)}$.

The macroscopic polarisation \mathcal{P} is given by [24] :

$$\frac{\mathcal{P}(t)}{\epsilon_0} = \int_{-\infty}^{\infty} \chi_1(t-t')E(t')dt' + \iiint_{-\infty}^{\infty} \chi_3(t-t'_1, t-t'_2, t-t'_3)E(t'_1)E(t'_2)E(t'_3)dt'_1dt'_2dt'_3 + \dots, \quad (29)$$

where the function $\chi_1(t)$ corresponds to the experimental macroscopic linear response while $\chi_3(t_1, t_2, t_3)$ is the experimental macroscopic nonlinear response.

It is shown in ref. [24], that for a field $E(t) = E \cos(\omega t)$ one gets :

$$\frac{\mathcal{P}(t)}{\epsilon_0} = E |\chi_1| \cos(\omega t - \delta_1) + 3/4E^3 \left| \chi_3^{(1)} \right| \cos(\omega t - \delta_3^{(1)}) + 1/4E^3 \left| \chi_3^{(3)} \right| \cos(3\omega t - \delta_3^{(3)}) + \dots \quad (30)$$

We now must identify the result of our model with above relations giving the experimental macroscopic polarisation. We start from Eqs. 20-21 and average over θ_1 which yields :

$$\langle \mathcal{M}F^3 \rangle = \frac{N_{corr}(\mu_{molec})^4 \langle (\cos \theta_1)^4 \rangle}{a^3 (k_B T)^3} E^3 = \frac{9N_{corr}}{5(1-\delta^2)^2} \frac{\epsilon_0^2 a^3 (\Delta\chi_1)^2}{k_B T} E^3. \quad (31)$$

We then average over the τ 's, as in Eq. 23, and then over N_{corr} . With Eqs. 21-30, we obtain :

$$\begin{aligned} \int_{-\infty}^{\infty} \frac{[\langle \mathcal{M}F^3 \rangle]_{av} (1-\delta^2)}{4\sqrt{1+(3\omega\tau)^2}} D_3^{(3)}(\omega\tau) \cos \left[3\omega t + \Psi_3^{(3)}(\omega\tau) - \arctan(3\omega\tau) \right] \mathcal{G}(\ln \tau) d \ln \tau \\ \equiv (1/4)\epsilon_0 E^3 \left| \chi_3^{(3)} \right| \cos(3\omega t - \delta_3^{(3)}) \\ = (1/4)E^3 \frac{\epsilon_0^2 (\Delta\chi_1)^2 a^3}{k_B T} [N_{corr}]_{av} |\mathcal{H}(\omega\tau_\alpha)| \cos(3\omega t + \arg(\mathcal{H}(\omega\tau_\alpha))), \end{aligned} \quad (32)$$

where the last equality was obtained by replacing $\chi_3^{(3)}$ by Bouchaud-Biroli's prediction $\chi_3^{(3)} \approx \frac{\epsilon_0 (\Delta\chi_1)^2 a^3}{k_B T} [N_{corr}]_{av} \mathcal{H}(\omega\tau_\alpha)$, see the main article. Combining Eqs. 31-32, one obtains :

$$\begin{aligned}
& [N_{corr}]_{av} |\mathcal{H}(\omega\tau_\alpha)| \cos(3\omega t + \arg(\mathcal{H}(\omega\tau_\alpha))) = \\
& \frac{9[N_{corr}]_{av}}{5(1-\delta^2)} \int_{-\infty}^{\infty} \mathcal{G}(\ln \tau) \frac{D_3^{(3)}(\omega\tau) \cos \left[3\omega t + \Psi_3^{(3)}(\omega\tau) - \arctan(3\omega\tau) \right]}{\sqrt{1+(3\omega\tau)^2}} d \ln \tau.
\end{aligned} \tag{33}$$

As in the main article one defines the dimensionless nonlinear susceptibility as $X_{3,m}^{(3)} = \chi_{3,m}^{(3)} k_B T / [\epsilon_0 a^3 (\Delta\chi_1)^2]$. Writing $X_{3,m}^{(3)} = |X_{3,m}^{(3)}| \exp[-i\delta_{3,m}^{(3)}]$ one obtains :

$$\begin{aligned}
|X_{3,m}^{(3)}| &= \frac{9[N_{corr}]_{av}}{5(1-\delta^2)} \sqrt{\left(\mathcal{S}_{COS}^{(3)}\right)^2 + \left(\mathcal{S}_{SIN}^{(3)}\right)^2} \\
\text{and } -\delta_{3,m}^{(3)} &\equiv \text{phase of } X_{3,m}^{(3)} = \arctan\left(\frac{\mathcal{S}_{SIN}^{(3)}}{\mathcal{S}_{COS}^{(3)}}\right) \\
\text{with } \mathcal{S}_{COS}^{(3)} &= \int_{-\infty}^{\infty} \mathcal{G}(\ln \tau) \frac{D_3^{(3)}(\omega\tau) \cos \left[\Psi_3^{(3)}(\omega\tau) - \arctan(3\omega\tau) \right]}{\sqrt{1+(3\omega\tau)^2}} d \ln \tau \\
\text{and } \mathcal{S}_{SIN}^{(3)} &= \int_{-\infty}^{\infty} \mathcal{G}(\ln \tau) \frac{D_3^{(3)}(\omega\tau) \sin \left[\Psi_3^{(3)}(\omega\tau) - \arctan(3\omega\tau) \right]}{\sqrt{1+(3\omega\tau)^2}} d \ln \tau.
\end{aligned} \tag{34}$$

A similar calculation for $\chi_{3,m}^{(1)}$ yields :

$$\begin{aligned}
|X_{3,m}^{(1)}| &= \frac{3[N_{corr}]_{av}}{5(1-\delta^2)} \sqrt{\left(\mathcal{S}_{COS}^{(1)}\right)^2 + \left(\mathcal{S}_{SIN}^{(1)}\right)^2} \\
\text{and } -\delta_{3,m}^{(1)} &\equiv \text{phase of } X_{3,m}^{(1)} = \arctan\left(\frac{\mathcal{S}_{SIN}^{(1)}}{\mathcal{S}_{COS}^{(1)}}\right) \\
\text{with } \mathcal{S}_{COS}^{(1)} &= \int_{-\infty}^{\infty} \mathcal{G}(\ln \tau) \frac{D_3^{(1)}(\omega\tau) \cos \left[\Psi_3^{(1)}(\omega\tau) - \arctan(\omega\tau) \right]}{\sqrt{1+(\omega\tau)^2}} d \ln \tau \\
\text{and } \mathcal{S}_{SIN}^{(1)} &= \int_{-\infty}^{\infty} \mathcal{G}(\ln \tau) \frac{D_3^{(1)}(\omega\tau) \sin \left[\Psi_3^{(1)}(\omega\tau) - \arctan(\omega\tau) \right]}{\sqrt{1+(\omega\tau)^2}} d \ln \tau.
\end{aligned} \tag{35}$$

Note that in the first equality of Eq. 35 there is a factor 3 instead of 9 found in Eq. 34. This comes from Eq. 30 where there is a factor 3/4 for the cubic term oscillating at ω while it is only 1/4 for the cubic term oscillating at 3ω .

II. MORE ON THE FREQUENCY DEPENDENCE OF THE WEIGHT $p = \exp[-f_{ex}/f]$.

All above calculations have been made as if the lifetime τ_{ex} of the considered Asymmetric Double Wells is infinite. As a supercooled liquid is ergodic above T_g , the heterogeneity of the dynamics implies that τ_{ex} must be finite. This comes from the fact that a region of space relaxing faster than the average must become a region relaxing slower than the average, to restore ergodicity. We shall assume, for simplicity, that any ADW is reshuffled with the same characteristic time τ_{ex} , whatever the value of τ it had just before.

After reshuffling, the glassy correlations are different from those established before. Thus, if one performs *an average over time longer than τ_{ex}* , a given molecule is no longer correlated to any other molecule. This is why, one expects any molecule to become *effectively* independent of all other molecules in the limit of large times $t \gg \tau_{ex}$. Therefore one expects, at large times, the measured nonlinear dimensionless susceptibilities $X_3^{(k)}$ to be dominated by the corresponding susceptibilities $X_{3,trivial}^{(k)}$ of independent molecules undergoing Brownian rotational motion. Note

that $X_{3,trivial}^{(k)}$ has been fully calculated in Ref. [25].

Very few things are quantitatively established concerning the reshuffling phenomenon; even the value of $Q = \tau_{ex}/\tau_\alpha$ remains a subject of discussions [26]. Therefore a detailed description of its impact on nonlinear susceptibilities is not available at present. This is why, we heuristically add the nonlinear susceptibilities $X_{3,m}^{(k)}$ given by our ADWP model (multiplied by the weight p) to $X_{3,trivial}^{(k)}$ (multiplied by the complementary weight $(1-p)$). As the limit of large times $t \gg \tau_{ex}$ corresponds to low frequencies $f\tau_{ex} \leq 1$, we physically expect that p vanishes in this limit. The simplest way to express this idea quantitatively is to state that the weight $(1-p)$ of the trivial response is given by the probability of a reshuffling event happening during one E oscillation period of $2\pi/\omega$. It is reasonable to assume that the probability of the reshuffling events are given by a Poissonian distribution $(1/\tau_{ex}) \exp(-t/\tau_{ex})$, and therefore :

$$1 - p = \int_0^{2\pi/\omega} \exp(-t/\tau_{ex}) \frac{dt}{\tau_{ex}} \quad \text{which yields } p = \exp(-f_{ex}/f) \quad \text{where } f_{ex} = 1/\tau_{ex}. \quad (36)$$

This is the weighting function that has been used in Figs. 3-4 of the main article. Of course it plays a role only for the range $f \leq f_\alpha$ as one has $p(f \geq f_\alpha) \simeq 1$ since $f_{ex}/f_\alpha \ll 1$.

III. AVERAGING OVER δ .

For simplicity we have presented in the main article the results of our ADWP model obtained for a single value of the dimensionless asymmetry δ . One can generalise the results by averaging over δ , at the cost of additional parameters. To investigate this question, we computed the values of $X_{3,m}^{(k)}$ for 100 values of δ linearly distributed in the $[0; 0.99]$ interval. We then averaged the complex values of $X_{3,m}^{(k)}$ by a weight $w(\delta)$. For simplicity we have used either a flat distribution which is non zero only between $\delta_{min} \geq 0$ and $\delta_{max} < 1$; or a ‘‘gaussian’’ distribution where $w(\delta) = C \times \exp[-(\delta - \delta_1)^2 / (2 \times (\delta_2)^2)]$. Here C is the proper normalisation constant taking into account that δ is defined only on the $[0; 1]$ interval. Note that δ_1 is close to, but not exactly equal to, the average of δ ; and similarly δ_2 is not exactly its standard deviation due to the fact that δ is restricted to the $[0; 1]$ interval.

Two interesting features are worth noting in this averaging procedure over δ :

- First, the values of $X_{3,m}^{(k)}$ plotted in Figs. 3-4 of the main article can be recovered with distributed values of δ . For example, Fig. S 5 below shows the values of δ_1 and of δ_2 that have to be chosen to recover the values of $X_{3,m}^{(k)}$ plotted in Figs. 3-4, by using a gaussian distribution. One sees in Fig. S 5, that the value $\delta = 0.60$, chosen in the main article to fit the experiments without averaging over δ , corresponds to the limiting case of a gaussian distribution with a very small standard deviation. Beyond $\delta_1 = 0.60$, one cannot recover the curves for $X_{3,m}^{(k)}$ given in the Figs. 3-4 of the main article.

- Second, the shape chosen for $w(\delta)$ can strongly change the resulting $X_{3,m}^{(k)}$ values. To investigate this point, we have fixed the two first moments of δ , and chosen accordingly the parameters $\delta_1, \delta_2, \delta_{min}$ and δ_{max} . It is found that $X_{3,m}^{(k)}$ can be strongly different for a gaussian weight and for a flat weight distributions. This clearly shows the strong importance of the interference effects, evoked in the main article, between the nonlinear susceptibilities of the dynamical heterogeneities corresponding to different values of τ . These interference effects are strong enough to yield, e.g., a change in the log-log slope of $X_{3,m}^{(3)}(f/f_\alpha \geq 1)$ as well as a change in the values of $X_{3,m}^{(k)}(f_\alpha)$ by a factor significantly different from 1 (i.e., larger than 2, or smaller than 1/2). We emphasize that the changes of $X_{3,m}^{(3)}(f)$ are in most cases different from those observed on $X_{3,m}^{(1)}(f)$. This is the reason why it is not surprising that fitting the measured values of $X_3^{(3)}$ and of $X_3^{(1)}$ requires different values of $[N_{corr}]_{av}$, as in the main article. Indeed, it is very likely that the extreme simplicity of our model cannot fully capture these complicated interference effects. However, relaxing only this constraint that the values of $[N_{corr}]_{av}$ should be the same when fitting $X_3^{(3)}$ and when fitting $X_3^{(1)}$, we have shown, in the main article, that our ADWP model is able to reproduce the salient features of the nonlinear experiments on glycerol. This is why we think that this model is really relevant for showing what are the new informations about the glass transition that can be drawn from nonlinear experiments in supercooled liquids.

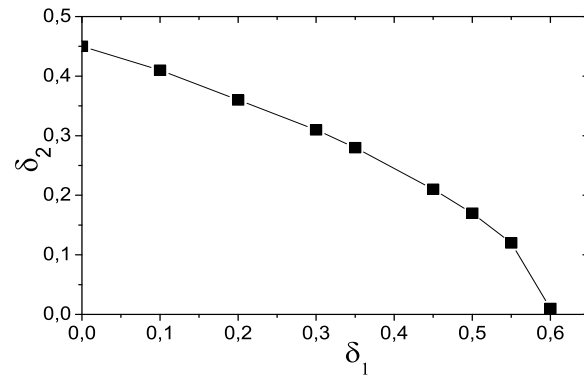


Fig. S 5: Values of δ_1, δ_2 yielding, with a gaussian weight distribution, the same values of $X_{3,m}^{(k)}$ as those obtained in the main article with a single value of δ . The line is a guide to the eyes.