



HAL
open science

Hydrodynamic predictions for 5.02 TeV Pb-Pb collisions

Jacquelyn Noronha-Hostler, Matthew Luzum, Jean-Yves Ollitrault

► **To cite this version:**

Jacquelyn Noronha-Hostler, Matthew Luzum, Jean-Yves Ollitrault. Hydrodynamic predictions for 5.02 TeV Pb-Pb collisions. *Physical Review C*, 2016, 93 (03), pp.4912. 10.1103/PhysRevC.93.034912 . cea-01323552

HAL Id: cea-01323552

<https://hal-cea.archives-ouvertes.fr/cea-01323552>

Submitted on 30 May 2016

HAL is a multi-disciplinary open access archive for the deposit and dissemination of scientific research documents, whether they are published or not. The documents may come from teaching and research institutions in France or abroad, or from public or private research centers.

L'archive ouverte pluridisciplinaire **HAL**, est destinée au dépôt et à la diffusion de documents scientifiques de niveau recherche, publiés ou non, émanant des établissements d'enseignement et de recherche français ou étrangers, des laboratoires publics ou privés.

Hydrodynamic predictions for 5.02 TeV Pb-Pb collisions

Jacquelyn Noronha-Hostler,¹ Matthew Luzum,^{2,3} and Jean-Yves Ollitrault⁴

¹*Department of Physics, Columbia University, New York, 10027, USA*

²*Instituto de Física, Universidade de São Paulo, C.P. 66318, 05315-970 São Paulo, SP, Brazil*

³*Departamento de Física de Partículas and IGFAE,*

Universidade de Santiago de Compostela, E-15706 Santiago de Compostela, Galicia-Spain

⁴*Institut de physique théorique, Université Paris Saclay, CNRS, CEA, F-91191 Gif-sur-Yvette, France*

We make predictions for momentum-integrated elliptic and triangular flow as well as mean transverse momentum for 5.02 TeV Pb-Pb collisions, as planned at the Large Hadron Collider. We use hydrodynamic calculations to predict the change of these observables as the center-of-mass collision energy evolves from 2.76 TeV to 5.02 TeV per nucleon pair. By using previously measured values as a baseline, we are able to make a robust prediction without relying on a particular model for initial conditions and without precise knowledge of medium properties such as viscosity. Thus, though the predicted changes are small, they can provide a significant test of the current hydrodynamic picture of heavy-ion collisions.

PACS numbers: 25.75.Ld, 24.10.Nz

I. INTRODUCTION

The heavy ion program of Run 2 of the Large Hadron Collider (LHC) is scheduled to commence in late 2015 with collisions of lead ions at an energy of 5.02 TeV per nucleon pair. This follows lower energy collisions of 2.76 TeV in Run 1, as well as collisions of various ions at the Relativistic Heavy-Ion collider up to 200 GeV per nucleon pair. During this time, a consensus picture has emerged of the collision system evolving according to the equations of relativistic viscous fluid dynamics [1]. Many hydrodynamic calculations have been performed, showing remarkable agreement with a wide variety of observables [2–6], including a number of predictions [7–13] made before the measurements were performed [14–20]. The new heavy-ion run presents an opportunity to further test this picture in a new energy regime.

Despite this success of hydrodynamic models, there remains significant uncertainties. In particular, the initial, non-equilibrium stages of the collision are not well understood, and similarly for temperature-dependent transport coefficients. Generically, a minimum in $\eta/s(T)$ is expected near the cross-over temperature [21, 22] both from the hadron gas phase [23, 24] and the QGP phase [25–30], but the exact location, magnitude, and slope of that minimum is unknown. Multiple models for initial conditions [31, 32] and multiple parameterizations of shear viscosity [5, 33], for example, are able to give a good description of data.

In addition to uncertainties in the theory, there are systematic uncertainties in the measurements. Even if a calculation fits all the data within the experimental error bars, which is rarely the case, one clearly cannot trust any particular calculation to be correct with a precision better than these error bars. Due to these various uncertainties, there is a limit to the precision with which one can trust a prediction for a new collision system, made using a particular model of initial conditions and a single choice for medium properties and freeze-out prescription.

However, we argue that one can actually make precise and reliable predictions without assuming a particular model for initial conditions or values for medium properties. Instead of choosing a particular model (with parameters chosen to give a reasonable fit to existing data) and doing a single calculation of the new collision system, the idea is to directly use previously measured values as a baseline and focus on the *change* in observables of a Pb-Pb collision system as the energy is increased from 2.76 TeV to 5.02 TeV per nucleon pair.

By doing this, the uncertainties are significantly reduced — not only theoretical uncertainties, but also experimental systematic uncertainties, which will partially cancel for pairs of measurements done at the two collision energies using the same detector and with the same analysis. As a result, we can do multiple calculations with many initial conditions and model parameters, to obtain a prediction that is more precise and robust.

In the same vein, to make a prediction that is as reliable as possible, we focus on bulk, momentum-integrated observables for unidentified charged hadrons, which have significantly smaller uncertainties than more differential observables or more rare particles. Specifically, we focus on mean transverse momentum $\langle p_t \rangle$ along with integrated elliptic flow $v_2\{2\}$ and triangular flow $v_3\{2\}$.

II. CALCULATIONS AND RESULTS

We aim to have a prediction that is as model-independent as possible. One input that is needed is the charged hadron multiplicity at the increased collision energy. In the following, we use the parameterization of the scaling of multiplicity [34, 35] with collision energy $dN/d\eta \sim s^{0.155}$, where the exponent uses the recent measurement at 5.02 TeV [36].

In hydrodynamic calculations, the momentum integrated v_2 and v_3 can be accurately predicted in any given collision event by measures of the initial spatial

anisotropy known as eccentricity ε_2 and triangularity ε_3 , respectively. That is,

$$v_n = \kappa_n \varepsilon_n \quad (1)$$

with

$$\varepsilon_n = \frac{|\int d^2r r^n e^{in\phi} \rho(\vec{r})|}{\int d^2r r^n \rho(\vec{r})}. \quad (2)$$

Here $\rho(\vec{r})$ is usually taken to be either energy density or entropy density, with each having roughly equivalent predictive power [37]. In this work we calculate both and verify that the result has a negligible difference.

$\kappa_n = v_n/\varepsilon_n$ represents the hydrodynamic response. It depends on aspects such as medium properties and the freeze-out prescription, but is considered to be independent of the initial conditions and is therefore the same in every event (within a given centrality class). Therefore, the change in elliptic and triangular flow can be separately studied as a change in the initial ε_n , compounded by a change in the hydrodynamic response v_n/ε_n .

We address the former by gathering a set of models for initial conditions and calculating the change in ε_2 and ε_3 . Since $v_n\{2\} \sim \sqrt{\langle v_n^2 \rangle}$, we are interested in the change in the root mean square. Here we investigate the following models — MC-Glauber [38–40], MC-KLN [41], MCrcBK [42], and Trento [43].

Each of these models uses the measured nucleon-nucleon inelastic cross section σ_{inel} as input. This quantity is not measured directly at 2.76 or 5.02 TeV. At 2.76 TeV, we use the standard value [35, 44] $\sigma_{\text{inel}} = 64$ mb. For the extrapolation to 5.02 TeV, we use the parameterization of the total pp cross section by the Particle Data Group Collaboration [45] and the parameterization of the ratio of elastic to total cross section from Ref. [46] and choose $\sigma_{\text{inel}} = 70$ mb.

For the Glauber model, we use the PHOBOS Monte Carlo Glauber [39] v1.0 to calculate eccentricities. We use the binary collision fraction from [44]. The only change with collision energy is the inelastic cross section, as described above.

Trento [43] is a phenomenological model with parameters that allow one to smoothly interpolate between various types of initial conditions. For example, one limit corresponds to a Glauber model with participant scaling. Here, we choose the set of parameters that best reproduce multiplicity distributions in Pb+Pb, p+Pb, and p+p collisions at the LHC, and which approximately correspond to eccentricities from the IP-Glasma model: $p = 0$, $k = 1.4$ [43].

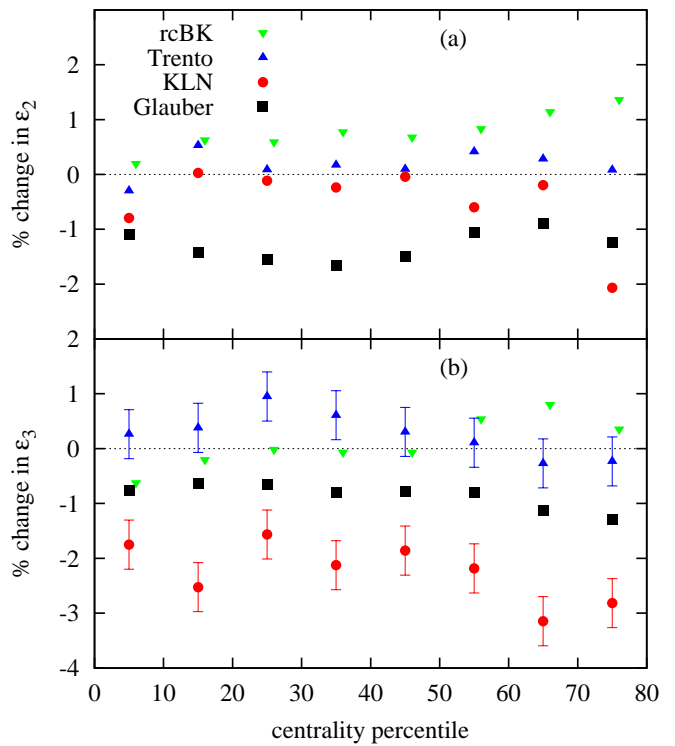


FIG. 1. Percent change in rms eccentricity ε_2 (a) and triangularity ε_3 (b) when the collision energy is increased from 2.76 TeV to 5.02 TeV, for several models of initial conditions for heavy-ion collisions — MC-Glauber [39], Trento [43], MC-KLN [41], and MCrcBK [42].

MC-KLN [41] is a model based on saturation physics that calculates gluon production using the k_t factorization formula and an ansatz for the unintegrated gluon distribution. We calculate using default parameters from the latest version mckln-3.52.

Lastly, we use the MCrcBK model [48], calculated with default parameters from mckr-v1.32. It is similar to MC-KLN in that it uses the k_t factorization formula as a starting point. However, instead of the KLN ansatz for the unintegrated gluon distributions, they are calculated from the running coupling BK equation.

The results from all models are shown in Figure 1. Over all centralities and every model, the change from 2.76 TeV to 5.02 TeV is between -2% and 2% for rms ε_2 and between -3% and 1% for ε_3 .

To investigate the change in the hydrodynamic response, we perform viscous hydrodynamic calculations using the 2+1 relativistic viscous hydrodynamical code, v-USPhydro [49, 50]. v-USPhydro uses Smoothed Particle Hydrodynamics, a Lagrangian method to solve the equations of motion on an event-by-event basis, where the smoothing parameter is set to $\lambda = 0.3$ fm for all calculations [51].

We start by generating events from a Monte Carlo Glauber model, with a scale factor chosen for each set of parameters to match the charged hadron multiplicity

¹ This parameterization gives $\sigma_{\text{inel}} = 63.4$, 69.2 and 72.5 mb at $\sqrt{s} = 2.76$, 5.02 and 7 TeV, respectively. The latter value is in agreement with the measurement 72.9 ± 1.5 mb by the TOTEM collaboration [47]. We round up 63.4 and 69.2 to 64 and 70, respectively.

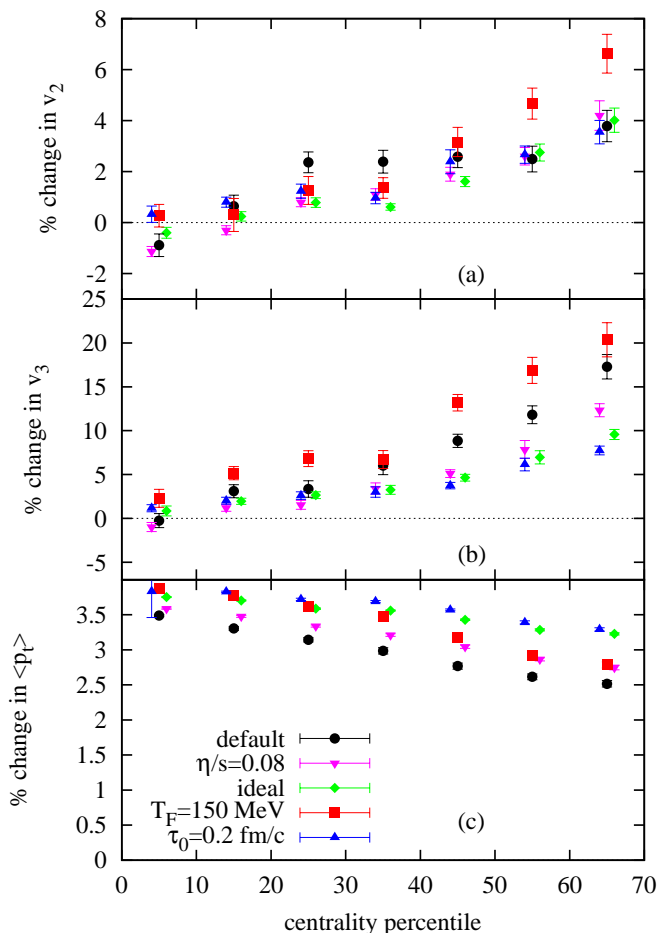


FIG. 2. Percent change in the hydrodynamic response v_2/ε_2 (a) and v_3/ε_3 (b), as well as mean transverse momentum $\langle p_t \rangle$ (c) when the collision energy is increased from 2.76 TeV to 5.02 TeV, for several sets of hydrodynamic parameters. Error bars represent statistical uncertainty from the finite number of generated events. See text for details.

at 2.76 TeV. Then we scale each initial condition by a constant factor to calculate the hydrodynamic response at 5.02 TeV. In this way, the geometry of each event is fixed, and we can isolate the change in the hydrodynamic response v_n/ε_n and in $\langle p_t \rangle$. The actual eccentricity distribution of the Glauber model used, is therefore irrelevant. We use the lattice-based equation of state EOS S95n-v1 from [52], and calculate the change of observables using all charged hadrons including all resonance decays [53, 54]. The following p_t -integrated results correspond to the range $p_t > 0.2$ GeV, but predictions for other relevant ranges are presented in A.

We choose for a default set of parameters $\tau_0 = 0.6$ fm/c, $T_{FO} = 130$ MeV, and a temperature-dependent shear viscosity $\eta/s(T)$ as labelled ‘param1’ in [33] (converted to a chemical equilibrium Equation of State as in Fig. 23 from that reference). The change in $v_2\{2\}$, $v_3\{2\}$, and $\langle p_t \rangle$ for Run 2 relative to Run 1 are shown in Fig. 2. In general, the predicted changes are at the sev-

eral percent level, with the mean transverse momentum increasing by approximately 3% across all centralities. Recall that a non-trivial prediction from hydrodynamics is that $\langle p_t \rangle$ depends little on centrality [55], and so it is unsurprising that the *change* also depends little on centrality. The mean transverse momentum is driven by the equation of state both in ideal [56] and viscous [55] hydrodynamics. More precisely, it scales like the energy per particle at the time when transverse flow builds up. The multiplicity near midrapidity N_{ch} is proportional to the entropy, therefore $\langle p_t \rangle$ scales like ϵ/s , where ϵ and s denote the energy and entropy density respectively [57]. Hence the relative increase of $\langle p_t \rangle$ is

$$\frac{d\langle p_t \rangle}{\langle p_t \rangle} = \frac{d\epsilon}{\epsilon} - \frac{ds}{s} = \frac{P}{\epsilon} \frac{dN_{ch}}{N_{ch}}, \quad (3)$$

where P is the pressure, and we have used the thermodynamic relations $d\epsilon = Tds$, $\epsilon + P = Ts$, $ds/s = dN_{ch}/N_{ch}$. The temperature when transverse flow builds up at the LHC is in the range 200 – 250 MeV [58]. In this temperature range, $P \simeq \epsilon/6$ [52], and Eq. (3) explains why a 20% increase in multiplicity corresponds to a 3% increase in $\langle p_t \rangle$. Our prediction, if confirmed by experimental data, thus provides a direct experimental verification of the QCD equation of state.

While the predicted increase in $\langle p_t \rangle$ depends little on centrality, elliptic and triangular flow have the largest increase in peripheral collisions. This is also expected generically. Note that anisotropic flow is generated as a response to a spatial anisotropy. In a given collision event, this spatial anisotropy decreases with time, and the generation of anisotropic flow therefore slows. Peripheral events, with the shortest lifetime, are still rapidly generating v_n when they freeze out, and therefore generate significantly more when the lifetime is increased. On the other hand, central collisions already have a long lifetime at 2.76 TeV, and have therefore essentially saturated the anisotropic flow. In fact, the spatial anisotropy can eventually go through zero and change sign, resulting in a slight *decrease* in v_n with extra lifetime. From Fig. 2, one can see that this is indeed our prediction for v_2 in the most central collisions.

While this set of hydrodynamic parameters can give a reasonable fit to existing data given a judicious choice of initial conditions, there is uncertainty in their values. Because of this, we vary each parameter, in order to get an idea of the robustness of our prediction. In each case, we rescale the initial conditions in order to keep the final multiplicity fixed.

Fig. 2 shows the result when we separately change the shear viscosity from our fairly strong default temperature dependence, to constant values of $\eta/s = 0.08$ [59] and $\eta/s = 0$. The latter choice is motivated by the observation that there is no lower bound on η/s from experimental data alone [4]. In addition, we vary the freeze-out temperature to $T_{FO} = 150$ which was found to be the highest value able to fit p_t spectra at the LHC [60]. We vary the initial time to $\tau_0 = 0.2$ fm/c to mimic the

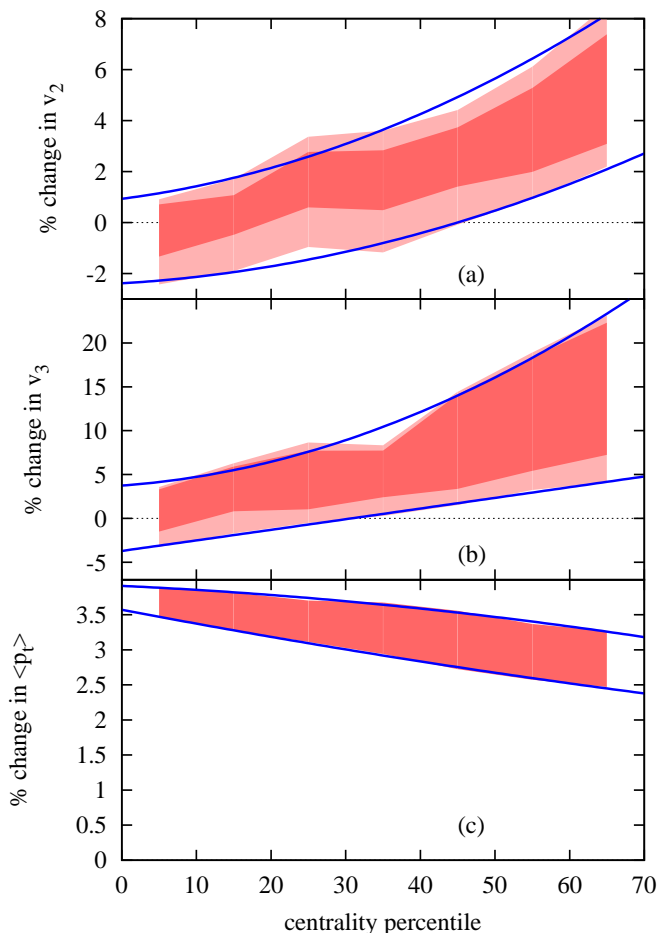


FIG. 3. Predicted percent change in $v_2\{2\}$ (a), $v_3\{2\}$ (b), and $\langle p_t \rangle$ (c) when the collision energy is increased from 2.76 TeV to 5.02 TeV. The dark band indicates the predicted change only from the hydrodynamic response, which is the dominant contribution to the error band, while the light band in the upper two plots includes the effect from a change in initial eccentricity. The solid lines represent a polynomial fit to the limits of the error band, which can be used to interpolate our prediction to any particular centrality.

effect of initial transverse flow [61–63].

Note that, while these parameters can have a very significant affect on the absolute values of $v_2\{2\}$, $v_3\{2\}$, and $\langle p_t \rangle$, the affect of changing the parameters tends to be similar at each collision energy, and therefore there is a much smaller affect on the *difference*. In fact, it's possible that not all of these parameter sets would be able to fit data even at 2.76 TeV, but these results should give a conservative idea of the size of uncertainty in our prediction.

We can see that the uncertainty in our prediction for $\langle p_t \rangle$ is largely due to the uncertainty in η/s , while for v_2 and v_3 it is more sensitive to freeze out. The uncertainty in the change in initial eccentricity appears to be much smaller than in the hydro response.

In Fig. 3 we combine the changes in initial spatial

anisotropy and the hydrodynamic response, using the range of results as an estimate of systematic uncertainty, to show our overall predictions for the change in each measured quantity.

We note that we have not investigated the effect of bulk viscosity, which could potentially increase our error band. However, since bulk viscosity is expected to decrease quickly at high temperature, we expect that its effect should decrease with collision energy.

In a recent preprint [64], predictions were given using the EKRT model of initial conditions and several choices of $\eta/s(T)$. For the parameterizations of $\eta/s(T)$ that work best across various energies, they fall within our band of theoretical uncertainties. However, the two parameterizations that fail to fit RHIC data and correlations of event-plane angles [33] would predict a larger anisotropic flow in central collisions than our result.

Finally, we take the results from existing measurements, and scale up by our predicted change, to give an absolute prediction for the values of $v_2\{2\}$ and $v_3\{2\}$ for various analyses from ALICE, CMS, and ATLAS. The results are shown in A.

III. CONCLUSIONS

We have presented predictions for the upcoming heavy-ion run at the LHC. By using previous measurements at lower energy as a baseline, we are able to make precise predictions for the evolution of observables as the collision energy is increased from 2.76 TeV to 5.02 TeV, and which can be tested with significant precision by performing the same experimental analyses at both collision energies, resulting in a reduced systematic uncertainty on the change with energy.

Further, we make our predictions as model-independent as possible by focussing on specific observables and doing numerous calculations for various models and parameters to make a robust prediction. Specifically, we choose $\langle p_t \rangle$ because it is insensitive to model details, and momentum-integrated $v_2\{2\}$ and $v_3\{2\}$, because they have much smaller uncertainty than differential measurements, and because these particular harmonics allow for a linear response analysis.

Compared to the lower energy LHC measurement, we predict that $\langle p_t \rangle$ will increase between 2.5%-3.5% with the largest increase in central collisions, but little centrality dependence overall. $v_2\{2\}$ and $v_3\{2\}$ will see the largest increases in peripheral collisions, of at least several percent, while in central collisions $v_3\{2\}$ and $v_2\{2\}$ will see little change.

These predictions provide an opportunity to precisely test the hydrodynamic paradigm of heavy-ion collisions. Any deviation of measurements from these predictions would highlight possible gaps in our current understanding, while the exact measured value within the predicted range could determine features such as the temperature dependence of viscosity, bulk viscous effects, and

Cent.	ALICE ($p_t \geq 0.2$ GeV)	
	$v_2\{2\}$	$v_3\{2\}$
0–5%	0.0264 – 0.0273	0.0198 – 0.0213
5–10%	0.0433 – 0.0448	0.0230 – 0.0247
10–20%	0.0627 – 0.0651	0.0259 – 0.0279
20–30%	0.0819 – 0.0852	0.0291 – 0.0316
30–40%	0.0939 – 0.0982	0.0307 – 0.0339
40–50%	0.0993 – 0.1043	0.0306 – 0.0346
50–60%	0.0972 – 0.1027	
60–70%	0.0889 – 0.0944	
70–80%	0.0729 – 0.0780	

TABLE I. Prediction for integrated $v_2\{2\}$ and $v_3\{2\}$, integrated over $p_t \geq 0.2$ GeV, using the measurements in [15] as a baseline.

hadronic physics at freeze out.

ACKNOWLEDGMENTS

We thank the Institute for Nuclear Theory at the University of Washington for its hospitality and the Department of Energy for partial support during the initiation of this work. ML was supported by Marie Curie Intra-European Fellowship for Career Development grant FP7-PEOPLE-2013-IEF-626212. JNH acknowledges support from the US-DOE Nuclear Science Grant No. DE-FG02-93ER40764. JYO thanks the departamento de fisica of Universidad de Buenos Aires for hospitality.

Appendix A: Prediction Tables

We present tables of predictions corresponding to the transverse momentum range of measurements at 2.76 TeV from ALICE (Table I), CMS (Table II) and ATLAS (Table III), obtained by taking our prediction for the fractional change in each observable from 2.76 to 5.02 TeV and multiplying by the respective measured value from LHC Run 1. The p_t ranges and corresponding measurements are $p_t \geq 0.2$ GeV for ALICE [15], $p_t \geq 0.3$ for CMS [65] and $p_t \geq 0.5$ for ATLAS [66].

-
- [1] U. Heinz and R. Snellings, *Ann. Rev. Nucl. Part. Sci.* **63**, 123 (2013)
- [2] W. Broniowski, M. Chojnacki, W. Florkowski and A. Kisiel, *Phys. Rev. Lett.* **101**, 022301 (2008)
- [3] H. Song, S. A. Bass, U. Heinz, T. Hirano and C. Shen, *Phys. Rev. C* **83**, 054910 (2011) [*Phys. Rev. C* **86**, 059903 (2012)]
- [4] F. G. Gardim, F. Grassi, M. Luzum and J. Y. Ollitrault, *Phys. Rev. Lett.* **109**, 202302 (2012)
- [5] C. Gale, S. Jeon, B. Schenke, P. Tribedy and R. Venugopalan, *Phys. Rev. Lett.* **110**, no. 1, 012302 (2013)
- [6] Z. Qiu and U. Heinz, *Phys. Lett. B* **717**, 261 (2012)
- [7] M. Luzum and P. Romatschke, *Phys. Rev. Lett.* **103**, 262302 (2009)
- [8] B. H. Alver, C. Gombeaud, M. Luzum and J. Y. Ollitrault, *Phys. Rev. C* **82**, 034913 (2010)
- [9] R. S. Bhalerao, M. Luzum and J. Y. Ollitrault, *J. Phys. G* **38**, 124055 (2011)
- [10] P. Bozek, *Phys. Rev. C* **85**, 014911 (2012)
- [11] J. L. Nagle *et al.*, *Phys. Rev. Lett.* **113**, no. 11, 112301 (2014)
- [12] L. Yan and J. Y. Ollitrault, *Phys. Rev. Lett.* **112**, 082301 (2014)
- [13] I. Kozlov, M. Luzum, G. Denicol, S. Jeon and C. Gale, arXiv:1405.3976 [nucl-th].
- [14] K. Aamodt *et al.* [ALICE Collaboration], *Phys. Rev. Lett.* **105**, 252302 (2010)
- [15] K. Aamodt *et al.* [ALICE Collaboration], *Phys. Rev. Lett.* **107**, 032301 (2011)
- [16] S. Chatrchyan *et al.* [CMS Collaboration], *Phys. Rev. C* **89**, no. 4, 044906 (2014)
- [17] S. Chatrchyan *et al.* [CMS Collaboration], *Phys. Lett. B* **718**, 795 (2013)

Cent.	CMS ($p_t \geq 0.3$ GeV)	
	$v_2\{EP\}$	$v_3\{EP\}$
0–5%	0.0264 – 0.0272	0.0203 – 0.0217
5–10%	0.0444 – 0.0460	0.0242 – 0.0259
10–15%	0.0595 – 0.0618	0.0268 – 0.0287
15–20%	0.0719 – 0.0748	0.0289 – 0.0311
20–25%	0.0821 – 0.0856	0.0308 – 0.0333
25–30%	0.0905 – 0.0946	0.0321 – 0.0349
30–35%	0.0971 – 0.1018	0.0331 – 0.0364
35–40%	0.1019 – 0.1070	0.0341 – 0.0378
40–50%	0.1062 – 0.1118	0.0342 – 0.0386
50–60%	0.1070 – 0.1130	0.0323 – 0.0376
60–70%	0.1006 – 0.1065	0.0265 – 0.0321

TABLE II. Prediction for integrated $v_2\{EP\}$ and $v_3\{EP\}$, integrated over $p_t \geq 0.3$ GeV, using the measurements in [65] as a baseline. Since the value of $v_n\{EP\}$ depends on the event plane resolution, these predictions assume the analysis is done in a way to ensure the same resolution at both collision energies.

- [18] V. Khachatryan *et al.* [CMS Collaboration], *Phys. Rev. Lett.* **115**, no. 1, 012301 (2015)
- [19] A. Adare *et al.* [PHENIX Collaboration], *Phys. Rev. Lett.* **115**, no. 14, 142301 (2015)
- [20] G. Aad *et al.* [ATLAS Collaboration], *Phys. Rev. C* **90**, no. 4, 044906 (2014)
- [21] T. Hirano and M. Gyulassy, *Nucl. Phys. A* **769**, 71 (2006) [nucl-th/0506049].
- [22] L. P. Csernai, J. I. Kapusta and L. D. McLerran, *Phys. Rev. Lett.* **97**, 152303 (2006) [nucl-th/0604032].

Cent.	ATLAS ($p_t \geq 0.5$ GeV)	
	$v_2\{2\}$	$v_3\{2\}$
0–2%	0.0274 – 0.0280	0.0247 – 0.0261
2–5%	0.0380 – 0.0390	0.0276 – 0.0292
5–10%	0.0549 – 0.0568	0.0308 – 0.0326
10–15%	0.0732 – 0.0764	0.0340 – 0.0362
15–20%	0.0883 – 0.0928	0.0367 – 0.0392
20–25%	0.1007 – 0.1065	0.0389 – 0.0419
25–30%	0.1112 – 0.1180	0.0410 – 0.0445
30–35%	0.1194 – 0.1271	0.0427 – 0.0469
35–40%	0.1258 – 0.1343	0.0440 – 0.0489
40–45%	0.1302 – 0.1390	0.0450 – 0.0506
45–50%	0.1325 – 0.1415	0.0453 – 0.0518
50–55%	0.1329 – 0.1417	0.0453 – 0.0525
55–60%	0.1315 – 0.1397	0.0446 – 0.0527
60–80%	0.1251 – 0.1314	0.0451 – 0.0560

TABLE III. Prediction for integrated $v_2\{2\}$ and $v_3\{2\}$, integrated over $p_t \geq 0.5$ GeV, using the measurements in [66] as a baseline.

- [23] J. Noronha-Hostler, J. Noronha and C. Greiner, Phys. Rev. Lett. **103**, 172302 (2009)
- [24] J. Noronha-Hostler, J. Noronha and C. Greiner, Phys. Rev. C **86**, 024913 (2012)
- [25] J. Xu, J. Liao and M. Gyulassy, Chin. Phys. Lett. **32**, no. 9, 092501 (2015)
- [26] C. Wesp, A. El, F. Reining, Z. Xu, I. Bouras and C. Greiner, Phys. Rev. C **84**, 054911 (2011)
- [27] Y. Hidaka and R. D. Pisarski, Phys. Rev. D **81**, 076002 (2010)
- [28] N. Christiansen, M. Haas, J. M. Pawlowski and N. Strodthoff, Phys. Rev. Lett. **115**, no. 11, 112002 (2015)
- [29] V. Ozvenchuk, O. Linnyk, M. I. Gorenstein, E. L. Bratkovskaya and W. Cassing, Phys. Rev. C **87**, no. 6, 064903 (2013)
- [30] S. Cremonini, U. Gursoy and P. Szepletowski, JHEP **1208**, 167 (2012)
- [31] M. Luzum and P. Romatschke, Phys. Rev. C **78**, 034915 (2008) [Phys. Rev. C **79**, 039903 (2009)]
- [32] E. Retinskaya, M. Luzum and J. Y. Ollitrault, Phys. Rev. C **89**, no. 1, 014902 (2014)
- [33] H. Niemi, K. J. Eskola and R. Paatelainen, Phys. Rev. C **93**, no. 2, 024907 (2016)
- [34] K. Aamodt *et al.* [ALICE Collaboration], Phys. Rev. Lett. **105**, 252301 (2010)
- [35] G. Aad *et al.* [ATLAS Collaboration], Phys. Lett. B **710**, 363 (2012)
- [36] J. Adam *et al.* [ALICE Collaboration], arXiv:1512.06104 [nucl-ex].
- [37] F. G. Gardim, F. Grassi, M. Luzum and J. Y. Ollitrault, Phys. Rev. C **85**, 024908 (2012)
- [38] M. L. Miller, K. Reygers, S. J. Sanders and P. Steinberg, Ann. Rev. Nucl. Part. Sci. **57**, 205 (2007) [nucl-ex/0701025].
- [39] B. Alver, M. Baker, C. Loizides and P. Steinberg, arXiv:0805.4411 [nucl-ex].
- [40] M. Rybczynski, G. Stefanek, W. Broniowski and P. Bozek, Comput. Phys. Commun. **185**, 1759 (2014)
- [41] H.-J. Drescher and Y. Nara, Phys. Rev. C **75**, 034905 (2007) [nucl-th/0611017].
- [42] J. L. ALbacete and A. Dumitru, arXiv:1011.5161 [hep-ph].
- [43] J. S. Moreland, J. E. Bernhard and S. A. Bass, Phys. Rev. C **92**, no. 1, 011901 (2015)
- [44] B. Abelev *et al.* [ALICE Collaboration], Phys. Rev. C **88**, no. 4, 044909 (2013)
- [45] K. A. Olive *et al.* [Particle Data Group Collaboration], Chin. Phys. C **38**, 090001 (2014).
- [46] D. A. Fagundes and M. J. Menon, Nucl. Phys. A **880**, 1 (2012)
- [47] G. Antchev *et al.* [TOTEM Collaboration], Europhys. Lett. **101**, 21004 (2013).
- [48] A. Dumitru and Y. Nara, Phys. Rev. C **85**, 034907 (2012)
- [49] J. Noronha-Hostler, G. S. Denicol, J. Noronha, R. P. G. Andrade and F. Grassi, Phys. Rev. C **88**, 044916 (2013)
- [50] J. Noronha-Hostler, J. Noronha and F. Grassi, Phys. Rev. C **90**, no. 3, 034907 (2014)
- [51] J. Noronha-Hostler, J. Noronha and M. Gyulassy, Phys. Rev. C **93**, no. 2, 024909 (2016)
- [52] P. Huovinen and P. Petreczky, Nucl. Phys. A **837**, 26 (2010)
- [53] P. F. Kolb, J. Sollfrank and U. W. Heinz, Phys. Rev. C **62**, 054909 (2000) [hep-ph/0006129].
- [54] P. F. Kolb and R. Rapp, Phys. Rev. C **67**, 044903 (2003) [hep-ph/0210222].
- [55] P. Bozek and W. Broniowski, Phys. Rev. C **85**, 044910 (2012)
- [56] J. P. Blaizot and J. Y. Ollitrault, Phys. Lett. B **191**, 21 (1987).
- [57] J. Y. Ollitrault, Phys. Lett. B **273**, 32 (1991).
- [58] C. Shen, U. Heinz, P. Huovinen and H. Song, Phys. Rev. C **84**, 044903 (2011)
- [59] P. Kovtun, D. T. Son and A. O. Starinets, Phys. Rev. Lett. **94**, 111601 (2005) [hep-th/0405231].
- [60] P. Bozek and I. Wyskiel-Piekarska, Phys. Rev. C **85**, 064915 (2012)
- [61] J. Vredevoogd and S. Pratt, Phys. Rev. C **79**, 044915 (2009)
- [62] J. Liu, C. Shen and U. Heinz, Phys. Rev. C **91**, no. 6, 064906 (2015) [Phys. Rev. C **92**, no. 4, 049904 (2015)]
- [63] W. van der Schee, P. Romatschke and S. Pratt, Phys. Rev. Lett. **111**, no. 22, 222302 (2013)
- [64] H. Niemi, K. J. Eskola, R. Paatelainen and K. Tuominen, Phys. Rev. C **93**, no. 1, 014912 (2016)
- [65] S. Chatrchyan *et al.* [CMS Collaboration], Phys. Rev. C **87**, no. 1, 014902 (2013)
- [66] G. Aad *et al.* [ATLAS Collaboration], Phys. Rev. C **86**, 014907 (2012)